NO: IGCON/CIVIL/2026-01

Date: 12.11.2026

TENDER DOCUMENT

Construction of Watchman's Cabin

At College Building of Indira Gandhi College of Nursing

For M/s Cochin Co-operative Hospitals Society Ltd No. E-288

ADDRESS

Secretary,
Cochin Co-operative Hospitals Society Ltd No. E-288, Kadavanthra, Kochi
682020

Phone: 0484 220 6734

1. NOTICE INVITING TENDER

NO: IGCON/CIVIL/2026-01
Date:12.11.2026

1.1. Invitation for Bids

The Secretary, Cochin Co-operative Hospitals Society Ltd. No. E-288, Kadavanthra, Kochi – 682020, invites sealed Item Rate Bids under Single Stage Single Envelope System from eligible Kerala PWD Class D Registered Civil Contractors for the Construction of Watchman's Cabin at the Indira Gandhi College of Nursing Campus.

1.2. Bid Data Table

Sl. No.	Description	Details
1	Name of Work	Construction of Watchman's Cabin at Indira Gandhi College of Nursing
2	Location	Indira Gandhi College of Nursing Campus
3	Estimated PAC	₹18,00,000/- (Rupees Eighteen Lakhs Only)
4	Earnest Money Deposit (EMD)	₹50,000/- (Rupees Fifty Thousand Only)
5	Cost of Tender Document	₹1,500/- + GST
6	Completion Period	120 Days
7	Defect Liability Period	12 Months
8	Performance Security	5% of the Contract value
9	Retention Money :	2.5% of Gross Value of each Running Account Bill
10	Tender Submission Method	Offline
11	Tender System	Single Stage – Single Envelope
12	Bid Validity	120 Days
13	Last Date of Submission	12.30PM - 26.11.2026
14	Opening of Tender	03.30PM - 26.11.2026
15	Place of Submission	Office of the Secretary, CCHS Ltd., Kadavanthra, Kochi

1.3. Eligibility Criteria

The bidder shall satisfy the following minimum eligibility requirements:

- Registered Class D Civil Contractor with Kerala Public Works Department.
- Valid GST Registration.
- Permanent Account Number (PAN).
- The bidder shall submit a declaration that the firm has not been blacklisted by any Government Department, Public Sector Undertaking, Local Self Government Institution or Statutory Authority.
- The bidder shall satisfy all qualification requirements specified in this Tender Document.

1.4. Scope of Work

The work broadly includes:

- Site clearance and setting out.
- Earthwork and foundation.
- RCC works.
- Masonry works.
- Roofing.
- Flooring.
- Joinery.
- Internal and external finishing.

- Plumbing and sanitary works.
- Internal electrical installation.
- Painting and finishing.
- Any other incidental works required for complete execution of the Watchman's Cabin as per the approved drawings and specifications.

1.5. Tender Submission

The Tender shall be submitted in a single sealed envelope containing all documents specified in this Tender Document.
The envelope shall be superscribed:
Tender for Construction of Watchman's Cabin
Tender No.: IGCON/CIVIL/2026-01
and addressed to:
The Secretary
Cochin Co-operative Hospitals Society Ltd. No. E-288
Kadavanthra, Kochi – 682020

Late tenders shall not be accepted.

1.6. General Instructions

The Employer reserves the right to accept or reject any tender or to annul the tender process without assigning any reason.
The Employer shall not be responsible for any expenditure incurred by bidders in connection with the preparation and submission of bids.
If the date fixed for receipt or opening of tenders is declared a holiday, the activity shall take place on the next working day at the same time and place.
Corrigenda, if any, shall form part of the Tender Document.

1.7. Availability of Tender Document

The Tender Document may be downloaded from the website http://igchkochi.com/ specified in the Notice Inviting Tender and the cost of tender fee as prescribed in the Tender Notice should be paid through NEFT to the account of Cochin Co-operative Hospitals Society Ltd No. E-288 ,Kadavanthra, Kochi 682020. The cost of the Tender Document and processing fee, once paid, shall not be refunded under any circumstances. Any clarification, corrigendum, addendum, amendment, extension notice, or other communication relating to this tender shall be published only on the said website, and the same shall form part of the Tender Document. Bidders are advised to regularly visit the website for updates until completion of the tender process.
Failure of the bidder to take note of corrigenda or amendments published on the website shall not relieve the bidder from contractual obligations or tender conditions.

1.8. Account details

Cochin Co-operative Hospitals Society Ltd No. E-288 ,Kadavanthra, Kochi 682020, A/ C Name: Cochin Co-Operative Hospitals Society Ltd No. E-288. A/C No- 50200022925676. IFSC - HDFC0000295.
A/C Type - Current Account
Secretary
Cochin Co-operative Hospitals Society Ltd. No. E-288

Table of Contents

1. NOTICE INVITING TENDER 1
   1.1. Invitation for Bids 1
   1.2. Bid Data Table 1
   1.3. Eligibility Criteria 1
   1.4. Scope of Work 1
   1.5. Tender Submission 2
   1.6. General Instructions 2
   1.7. Availability of Tender Document 2
   1.8. Account details 2
2. INSTRUCTIONS TO BIDDERS (ITB) 7
   2.1. GENERAL 7
      2.1.1. Scope of Tender 7
      2.1.2. Source of Funds 7
      2.1.3. Fraud and Corrupt Practices 7
      2.1.4. Eligible Bidders 7
      2.1.5. Cost of Bidding 7
   2.2. TENDER DOCUMENTS 7
      2.2.1. Contents of the Tender Document 7
      2.2.2. Clarification of Tender Documents 8
      2.2.3. Corrigendum / Addendum 8
      2.2.4. Site Visit 8
   2.3. PREPARATION OF BIDS 8
      2.3.1. Language of Bid 8
      2.3.2. Documents Comprising the Bid 8
      2.3.3. Bid Prices 9
      2.3.4. Tender Fee 9
      2.3.5. Earnest Money Deposit (EMD) 9
      2.3.6. Bid Validity 9
      2.3.7. Signing of the Bid 9
3. GENERAL CONDITIONS OF CONTRACT (GCC) 10
   3.1. Definitions 10
   3.2. Interpretation 11
   3.3. Contract Documents 11
   3.4. Order of Precedence 11
   3.5. Scope of Contract 11

3.6. Compliance with Instructions 12
3.7. Employer's Representative 12
3.8. Contractor's Representative 12
3.9. Communications and Notices 12
3.10. Commencement of Work 12
3.11. Programme of Work 13
3.12. Site Possession 13
3.13. Setting Out 13
3.14. Materials 13
3.15. Workmanship 13
3.16. Inspection and Testing 14
3.17. Rejection and Rectification 14
3.18. Variations 14
3.19. Extension of Time 14
3.20. Suspension of Work 15
3.21. Care of the Works 15
3.22. Contract Price 15
3.23. Performance Security 15
3.24. Measurements 15
3.25. Interim Payments 16
3.26. Final Bill 16
3.27. Taxes and Duties 16
3.28. Recovery of Dues 16
3.29. Compliance with Applicable Laws 16
3.30. Labour Laws 16
3.31. Safety Requirements 17
3.32. Insurance 17
3.33. Accidents and Damage 17
3.34. Environmental Protection 18
3.35. Indemnity 18
3.36. Completion of Work 18
3.37. Completion Certificate 18
3.38. Taking Over of the Work 18
3.39. Defect Liability Period 18
3.40. Liquidated Damages 19
3.41. Suspension by the Employer 19
3.42. Termination 19

3.43. Force Majeure 19
3.44. Dispute Resolution 19
3.45. Governing Law 20
3.46. Jurisdiction 20
4. SPECIAL CONDITIONS OF CONTRACT (SCC) 20
4.1. (SCC 1.) Project Description 20
4.2. (SCC 2.) Site Conditions 20
4.3. (SCC 3.) Protection of Existing Facilities 20
4.4. (SCC 4). Safety and Public Protection 20
4.5. (SCC 5.) Noise, Dust and Environmental Control 20
4.6. (SCC 6.) Existing Services 20
4.7. (SCC 7.) Storage of Materials 20
4.8. (SCC 8.) Housekeeping 20
4.9. (SCC 9.) Completion Requirements 21
4.10. (SCC 10.) Special Instructions 21
5. APPENDIX A – CONTRACT DATA 21
5.1. General Information 21
5.2. Time Requirements 21
5.3. Financial Data 21
5.4. Payment Details 22
5.5. Administrative Details 22
5.6. Insurance & Statutory Requirements 22
5.7. Legal Details 22
6. APPENDIX B – STANDARD FORMS 23
6.1. LETTER OF BID 23
6.2. BIDDER INFORMATION 24
6.3. WORK EXPERIENCE FORM 25
6.4. DECLARATION REGARDING NON-BLACKLISTING 25
6.5. DECLARATION REGARDING ACCEPTANCE OF TENDER CONDITIONS 26
6.6. POWER OF ATTORNEY / AUTHORIZATION 26
6.7. PERFORMANCE SECURITY FORMAT 27
6.8. CONTRACT FORM 29
6.9. CHECKLIST OF DOCUMENTS TO BE SUBMITTED 31
7. Technical Specifications 32
7.1. General Requirements 32
7.2. Part I – Civil Works 32
7.2.1. Site Clearance and Earthwork 32

7.2.2. Plain Cement Concrete 32
7.2.3. Reinforced Cement Concrete 32
7.2.4. Masonry 32
7.2.5. Plastering 32
7.2.6. Painting and Finishing 33
7.2.7. Flooring and Tiling 33
7.2.8. Metal and Aluminium Works 33
7.2.9. Granite Work 33
7.2.10. Inspection Chambers and Cement Bands 33
7.3. Part II – Plumbing Works 33
7.3.1. Sanitary Fixtures and CP Fittings 33
7.3.2. Water Supply Piping 33
7.3.3. Soil, Waste and Drainage Piping 34
7.3.4. Gully Traps and Inspection Chambers 34
7.3.5. Water Storage and Pumping System 34
7.3.6. Roof Drainage 34
7.3.7. Sanitary Accessories 34
7.4. Part III – Electrical Works 34
7.4.1. Wiring and Conduits 34
7.4.2. Switches, Sockets and Accessories 34
7.4.3. Distribution Boards and Protective Devices 34
7.4.4. Lighting and Ventilation Equipment 35
7.4.5. Cable Trays and Supports 35
7.4.6. Earthing 35
7.4.7. Electrical Testing and Commissioning 35
7.5. Testing, Commissioning and Handing Over 35
8. LIST OF APPROVED MAKES 36
9. DRAWINGS 39
10. BILL OF QUANTITIES 58

2. INSTRUCTIONS TO BIDDERS (ITB)

2.1. GENERAL

2.1.1. Scope of Tender

The Cochin Co-operative Hospitals Society Ltd. No. E-288 (hereinafter referred to as the "Employer") invites Item Rate Bids from eligible bidders for the Construction of Watchman's Cabin at the Indira Gandhi College of Nursing Campus in accordance with the Drawings, Technical Specifications, Bill of Quantities (BOQ) and Conditions of Contract contained in this Tender Document.

The work shall include the complete execution of all civil, plumbing, sanitary, electrical and other incidental works necessary for the satisfactory completion and handing over of the project, whether or not every item is specifically mentioned in the Tender Document but is reasonably required for the intended purpose of the work.

The successful bidder shall execute the work strictly in accordance with the Contract Documents, applicable Codes and Standards, and the directions of the Engineer-in-Charge.

2.1.2. Source of Funds

The work shall be financed by the Cochin Co-operative Hospitals Society Ltd. No. E-288 from its own funds.

The Employer reserves the right to modify, postpone or cancel the tender proceedings at any stage depending upon the availability of funds or administrative requirements, without thereby incurring any liability to the bidders.

2.1.3. Fraud and Corrupt Practices

The Employer requires that bidders observe the highest standards of integrity and ethical conduct throughout the tendering process and during execution of the Contract.

Any bidder found to have engaged in fraudulent, corrupt, collusive, coercive or obstructive practices, or to have submitted false information or forged documents, shall be liable for rejection of the bid, forfeiture of the Earnest Money Deposit (where applicable), termination of the Contract, and such other action as may be permissible under the applicable laws and Government Orders.

The decision of the Employer in this regard shall be final, subject to applicable legal remedies.

2.1.4. Eligible Bidders

Bids shall be accepted only from bidders satisfying the eligibility criteria specified in the Notice Inviting Tender and elsewhere in this Tender Document.

The bidder shall:

a) Be a registered Class D Civil Contractor with the Kerala Public Works Department or otherwise be eligible under the prevailing Government Orders.

b) Possess valid registration under the Goods and Services Tax (GST) Act.

c) Possess a valid Permanent Account Number (PAN).

d) Not have been blacklisted, debarred or declared ineligible by any Government Department, Public Sector Undertaking or Statutory Authority as on the date of submission of the bid.

The bidder shall furnish documentary evidence in support of the above requirements wherever called for.

2.1.5. Cost of Bidding

The bidder shall bear all costs associated with the preparation and submission of the bid, including the cost of obtaining information, visiting the site, preparing documents and attending meetings, if any.

The Employer shall not be responsible or liable for any such costs, regardless of the outcome of the tender process.

2.2. TENDER DOCUMENTS

2.2.1. Contents of the Tender Document

The Tender Document shall consist of the following Sections, together with all annexures, schedules, drawings, corrigenda and addenda issued by the Employer:

– Notice Inviting Tender (NIT)

– Instructions to Bidders (ITB)

– General Conditions of Contract (GCC)
– Special Conditions of Contract (SCC)
– Technical Specifications
– List Of Approved Makes
– Drawings
– Bill of Quantities (BOQ)

Any Corrigendum, Addendum or Clarification issued by the Employer.
The bidder shall carefully examine the entire Tender Document before submitting the bid.
Failure to furnish any information or document required by the Tender Document may render the bid liable for rejection.

2.2.2. Clarification of Tender Documents

A prospective bidder requiring any clarification regarding the Tender Document may seek such clarification in writing from the Employer before the last date prescribed for seeking clarifications.
The Employer may issue clarifications, interpretations or additional information considered necessary for proper understanding of the Tender Document.
Such clarifications shall form part of the Tender Document.
No verbal clarification or instruction shall be binding on the Employer.

2.2.3. Corrigendum / Addendum

The Employer reserves the right to modify, amend or supplement the Tender Document at any time before the prescribed last date for submission of bids by issuing a Corrigendum or Addendum.
Every Corrigendum or Addendum so issued shall form an integral part of the Tender Document and shall be binding on all bidders.
Where considered necessary, the Employer may extend the last date for submission of bids to enable bidders to take into account the modifications made.

2.2.4. Site Visit

The bidder is advised to visit and examine the site before submitting the bid and to satisfy himself regarding:

- Site location and accessibility.
- Existing ground conditions.
- Availability of water and electricity.
- Working space and site constraints.
- Access for transportation of materials.
- Local conditions affecting execution of the work.

Any other factor that may influence the cost or execution of the work.
The bidder shall be deemed to have fully acquainted himself with the site conditions and all factors affecting the execution of the work.
No claim arising from lack of knowledge of site conditions or failure to inspect the site shall be entertained after submission of the bid.
The entire cost of the site visit shall be borne by the bidder.

2.3. PREPARATION OF BIDS

2.3.1. Language of Bid

The Bid, all correspondence, schedules, forms, supporting documents and other information submitted by the bidder shall be in English.
Supporting documents in any language other than English shall be accompanied by an authenticated English translation. In the event of any discrepancy, the English translation shall prevail.

2.3.2. Documents Comprising the Bid

The Bid shall comprise the following documents:
a) Letter of Bid in the prescribed format.
b) Bidder Information Form.

c) Copy of valid Kerala PWD Contractor Registration Certificate.
d) Copy of GST Registration Certificate.
e) Copy of Permanent Account Number (PAN).
f) Proof of payment of Tender Fee.
g) Proof of payment of Earnest Money Deposit (EMD), wherever applicable.
h) Declaration regarding Non-Blacklisting.
i) Declaration of Acceptance of Tender Conditions.
j) Power of Attorney/Authorization, wherever applicable.
k) Signed copy of the complete Tender Document.
l) Priced Bill of Quantities (BOQ).
m) Any other document specified in the Tender Document.
The Employer reserves the right to seek any additional information or document necessary for evaluation of the Bid.

2.3.3. Bid Prices

The bidder shall quote rates for all items included in the Bill of Quantities (BOQ).
The quoted rates shall be deemed to include the cost of all labour, materials, plant and machinery, tools and equipment, transportation, loading and unloading, temporary works, supervision, testing, quality control, statutory taxes and levies (except GST where payable separately), insurance, safety measures, overheads, contractor's profit, and all other incidental expenses necessary for the proper execution and completion of the work in accordance with the Contract Documents.
The quoted rates shall remain firm throughout the Contract Period unless otherwise provided in the Contract.

2.3.4. Tender Fee

The Tender Document shall be issued on payment of the prescribed Tender Fee specified in the Notice Inviting Tender.
The Tender Fee shall be non-refundable.
Proof of payment shall be enclosed with the Bid.

2.3.5. Earnest Money Deposit (EMD)

The bidder shall furnish the Earnest Money Deposit (EMD) in the amount and manner specified in the Notice Inviting Tender.
Failure to furnish the prescribed EMD shall render the Bid liable for rejection, unless exemption is admissible under the applicable Government Orders.
The EMD of unsuccessful bidders shall be refunded in accordance with the applicable rules after finalisation of the tender.
The EMD of the successful bidder shall be dealt with in accordance with the Conditions of Contract.

2.3.6. Bid Validity

The Bid shall remain valid for 120 days from the date of opening of the Tender.
A Bid valid for a shorter period may be treated as non-responsive.
The Employer may request the bidders to extend the validity of their Bids. Such request and the bidder's response shall be made in writing.
No change in the quoted rates or other terms of the Bid shall be permitted during the extended validity period.

2.3.7. Signing of the Bid

The Bid shall be signed by the bidder or by a person duly authorised to sign on behalf of the bidder.
All pages of the Bid, including corrections, alterations or overwriting, shall be initialled by the authorised signatory.
The Bid shall bear the official seal of the bidder wherever applicable.
Where the Bid is signed by an authorised representative, the relevant authorisation shall accompany the Bid.

3. GENERAL CONDITIONS OF CONTRACT (GCC)

PART A – GENERAL PROVISIONS

3.1. Definitions

Unless the context otherwise requires, the following words and expressions shall have the meanings assigned to them below:

3.1.1 Employer

Means Cochin Co-operative Hospitals Society Ltd. No. E-288, acting through its authorised representative, and includes its successors and permitted assigns.

3.1.2 Engineer-in-Charge

Means the Architect, Engineer, Project Management Consultant or any other person authorised in writing by the Employer to supervise, inspect, certify and administer the Contract on behalf of the Employer.

3.1.3 Contractor

Means the person, firm, company or joint entity whose Bid has been accepted by the Employer and includes its legal representatives, successors and permitted assigns.

3.1.4 Contract

Means the legally binding agreement executed between the Employer and the Contractor together with all Contract Documents forming part thereof.

3.1.5 Contract Documents

Means the documents forming the Contract including, but not limited to:

- Letter of Acceptance (LoA)
- Agreement
- Notice Inviting Tender (NIT)
- Instructions to Bidders (ITB)
- General Conditions of Contract (GCC)
- Special Conditions of Contract (SCC)
- Technical Specifications
- Approved Drawings
- Bill of Quantities (BOQ)
- Corrigenda and Addenda
- Written instructions issued under the Contract.

3.1.6 Contract Price

Means the amount accepted by the Employer for execution of the Work, subject to additions or deductions in accordance with the Contract.

3.1.7 Work

Means the entire work to be executed by the Contractor under the Contract, including all temporary works, permanent works and incidental works necessary for successful completion.

3.1.8 Site

Means the land and other places where the Work is to be executed together with any other area made available by the Employer for execution of the Contract.

3.1.9 Completion

Means completion of the Work in all respects in accordance with the Contract and certification by the Engineer-in-Charge.

3.1.10 Defect Liability Period (DLP)

Means the period specified in the Contract during which the Contractor shall remain responsible for rectification of defects.

3.1.11 Day

Means a calendar day unless otherwise specified.

3.1.12 Month

Means a calendar month.

3.1.13 Writing

Includes communication by letter, e-mail or any other written mode accepted by the Employer.

3.2. Interpretation

Unless the context otherwise requires:

a) Words importing the singular shall include the plural and vice versa.

b) Words importing one gender shall include all genders.

c) Headings are inserted for convenience only and shall not affect the interpretation of the Contract.

d) References to any Act, Rule, Regulation or Government Order shall include amendments, modifications or re-enactments thereof.

e) References to Clauses are references to Clauses of this Contract unless otherwise stated.

f) The words "shall", "may", and "should" shall be interpreted as follows:

Shall – mandatory obligation.

May – discretionary power.

Should – recommendation or advisory requirement.

3.3. Contract Documents

The Contract shall consist of the documents listed in Clause 3.1.5, which shall be read together as one integrated document.

The Contractor shall immediately notify the Engineer-in-Charge of any discrepancy, ambiguity or inconsistency found in the Contract Documents.

No deviation from the Contract Documents shall be made without the written approval of the Engineer-in-Charge.

3.4. Order of Precedence

In the event of any discrepancy between the Contract Documents, the following order of precedence shall apply:

1. Agreement
2. Letter of Acceptance (LoA)
3. Corrigenda / Addenda
4. Special Conditions of Contract (SCC)
5. General Conditions of Contract (GCC)
6. Approved Drawings
7. Technical Specifications
8. Bill of Quantities (BOQ)
9. Instructions to Bidders (ITB)
10. Notice Inviting Tender (NIT)

Where ambiguity still exists, the interpretation of the Engineer-in-Charge, approved by the Employer, shall prevail.

3.5. Scope of Contract

The Contractor shall execute, complete and maintain the Work in accordance with the Contract Documents and to the satisfaction of the Engineer-in-Charge.

The Contractor shall provide all labour, materials, plant, machinery, equipment, supervision, transportation, temporary works and all other resources necessary for proper execution and completion of the Work unless specifically stated otherwise in the Contract.

The Contractor shall be responsible for the quality, safety, workmanship and timely completion of the Work.

3.6. Compliance with Instructions

The Contractor shall promptly comply with all lawful instructions issued by the Engineer-in-Charge in connection with the execution of the Work, provided such instructions are consistent with the Contract Documents.

Where the Contractor considers that an instruction constitutes a variation or may affect the Contract Price or the Time for Completion, the Contractor shall notify the Engineer-in-Charge in writing within 7 days of receipt of the instruction. Failure to do so may result in the Contractor forfeiting any subsequent claim arising from that instruction.

3.7. Employer's Representative

The Employer may appoint an Engineer-in-Charge or any other authorised representative to administer the Contract on its behalf.

The Engineer-in-Charge shall have the authority to:

a) Issue instructions relating to the execution of the Work.

b) Inspect the quality of materials and workmanship.

c) Approve or reject materials and workmanship not conforming to the Contract.

d) Measure completed work and certify payments.

e) Order rectification of defective work.

f) Recommend extensions of time, variations and other contractual matters for approval by the Employer.

The Engineer-in-Charge shall have no authority to amend the Contract or waive any contractual obligation of the Contractor unless specifically authorised in writing by the Employer.

3.8. Contractor's Representative

The Contractor shall nominate, before commencement of the Work, a competent representative authorised to act on behalf of the Contractor for all matters relating to the Contract.

The Contractor's Representative shall:

a) Remain responsible for the day-to-day supervision of the Work.

b) Receive instructions issued by the Engineer-in-Charge.

c) Ensure compliance with the Contract Documents.

d) Be available at the Site whenever required during execution of the Work.

Any instruction issued to the Contractor's Representative shall be deemed to have been issued to the Contractor.

The Contractor shall not replace the Contractor's Representative without prior written intimation to the Employer.

3.9. Communications and Notices

All notices, instructions, approvals, requests, consents and other communications relating to the Contract shall be in writing.

Communications may be delivered by hand, registered post, speed post, courier service, electronic mail, or any other mode accepted by the Employer.

Any communication shall be deemed to have been received:

a) On the date of delivery, if delivered by hand.

b) On the date recorded by the postal or courier service, if sent by registered post, speed post or courier.

c) On the date of transmission, if sent by electronic mail, provided that no delivery failure notification is received.

The Contractor shall promptly notify the Employer of any change in address, telephone number, e-mail address or authorised representative.

Failure to notify such changes shall not invalidate any communication sent to the last notified address.

3.10. Commencement of Work

The Contractor shall commence the Work within seven (7) days from the date of issue of the Work Order or from the date of handing over of the Site, whichever is later, unless otherwise specified in the Contract.

The Contractor shall immediately mobilise the necessary labour, materials, plant, equipment and supervisory personnel required for timely execution of the Work.

Failure to commence the Work within the stipulated period, without reasonable cause, may constitute a breach of Contract and entitle the Employer to take action in accordance with the Contract.

3.11. Programme of Work

Within seven (7) days of commencement of the Work, the Contractor shall submit a detailed work programme indicating:

a) Sequence of activities.

b) Proposed construction schedule.

c) Deployment of manpower.

d) Major materials procurement schedule.

e) Expected milestones for completion.

The Engineer-in-Charge may review the programme and suggest reasonable modifications to facilitate proper execution of the Work.

Approval of the programme shall not relieve the Contractor of the responsibility to complete the Work within the stipulated Time for Completion.

Where progress falls behind the approved programme, the Contractor shall take all necessary measures to regain the schedule at no additional cost to the Employer.

3.12. Site Possession

The Employer shall hand over possession of the Site to the Contractor within the period specified in the Contract.

The Contractor shall inspect the Site immediately upon taking possession and report any existing conditions likely to affect execution of the Work.

The Contractor shall protect all existing buildings, structures, utilities, roads, drains, trees and other property within or adjacent to the Site.

Any damage caused by the Contractor shall be made good by the Contractor at his own cost to the satisfaction of the Engineer-in-Charge.

3.13. Setting Out

The Contractor shall be responsible for the accurate setting out of the Work with reference to the drawings, benchmarks and reference points provided by the Employer.

The Contractor shall provide all instruments, equipment and qualified personnel necessary for setting out.

Any error arising from incorrect setting out shall be rectified by the Contractor at his own cost.

Verification by the Engineer-in-Charge shall not relieve the Contractor of responsibility for the accuracy of the setting out.

3.14. Materials

All materials incorporated in the Work shall:

Be new and of approved quality.

Conform to the Contract Specifications.

Conform to relevant BIS Specifications wherever applicable.

Be subject to inspection and approval by the Engineer-in-Charge.

The Contractor shall submit samples of materials whenever required.

The Engineer-in-Charge may require testing of materials at approved laboratories.

Materials rejected by the Engineer-in-Charge shall be removed from the Site by the Contractor within the time specified.

Failure to remove rejected materials may entitle the Employer to remove them at the Contractor's risk and cost.

3.14A – Approval of Materials

This clause would state that:

- No major material shall be brought into permanent works without prior approval by the Engineer-in-Charge.
- Approval of samples does not waive the requirement that delivered materials conform to the approved sample and specifications.
- The Employer may require manufacturers' test certificates, warranties, or proof of origin where applicable.
- Any approved material subsequently found defective or non-conforming may still be rejected.

3.15. Workmanship

The Work shall be executed in a proper, workmanlike and professional manner by skilled and competent personnel.

The workmanship shall conform to:
Contract Specifications.
Relevant BIS Codes.
Good engineering practice.
Instructions of the Engineer-in-Charge.
Defective workmanship shall be rectified by the Contractor at his own cost.

3.16. Inspection and Testing

The Engineer-in-Charge or any person authorised by the Employer shall have the right to inspect the Work, materials, plant and workmanship at any reasonable time during execution of the Contract.
The Contractor shall provide all reasonable assistance, labour, access, instruments and facilities necessary for inspection and testing without any additional cost to the Employer.
The Contractor shall give adequate notice whenever any work is ready for inspection or testing.
If any work is covered up without the approval of the Engineer-in-Charge where such approval is required, the Contractor shall uncover the work at his own cost for inspection and reinstate the same to the satisfaction of the Engineer-in-Charge.
Inspection or testing by the Engineer-in-Charge shall not relieve the Contractor of his responsibility for the quality and conformity of the Work.

3.17. Rejection and Rectification

The Engineer-in-Charge may reject any material, workmanship or completed work which does not conform to the Contract Documents.
Upon receipt of such instruction, the Contractor shall promptly remove, replace or rectify the rejected work within the time specified by the Engineer-in-Charge.
Where the Contractor fails to comply within the stipulated time, the Employer may carry out the rectification through other agencies at the risk and cost of the Contractor, after giving reasonable notice.
Such action shall not relieve the Contractor of any other contractual obligations.

3.18. Variations

The Employer may, through the Engineer-in-Charge, order variations in the Work, including:
a) Increase or decrease in quantities.
b) Addition of new items of work.
c) Omission of any item of work.
d) Change in quality, dimensions or specifications.
e) Change in sequence or method of execution, where necessary.
No variation shall be carried out without a written instruction issued or confirmed by the Engineer-in-Charge.
The valuation of variations shall be carried out in accordance with the provisions contained in the Special Conditions of Contract or the applicable Schedule of Rates adopted for the Contract.
The Contractor shall not be entitled to any claim for additional payment or extension of time unless such claim is submitted in writing in accordance with the Contract.

3.19. Extension of Time

If the progress of the Work is delayed due to reasons beyond the reasonable control of the Contractor, the Contractor may apply for an extension of the Time for Completion.
The application shall:
Be made in writing.
State the reasons for the delay.
Be supported by relevant records and evidence.
Be submitted within seven (7) days of the occurrence of the event giving rise to the delay.
The Engineer-in-Charge shall examine the request and make appropriate recommendations to the Employer.
Grant of an extension of time shall not automatically entitle the Contractor to any additional payment unless specifically provided under the Contract.

3.20. Suspension of Work

The Engineer-in-Charge may instruct the Contractor to suspend the whole or any part of the Work for reasons including, but not limited to:

Safety.

Non-conforming work.

Adverse weather.

Administrative requirements.

Any other reason considered necessary in the interest of the Work.

The Contractor shall protect and secure the Work during the period of suspension.

Where the suspension is attributable to the Contractor, the Contractor shall not be entitled to any additional cost or extension of time.

Where the suspension is not attributable to the Contractor, the Engineer-in-Charge shall consider the Contractor's request for extension of time and reimbursement of demonstrable additional costs, where admissible under the Contract.

3.21. Care of the Works

The Contractor shall be solely responsible for the care, protection and security of the Works, materials, equipment and temporary works from the date of commencement until the issue of the Completion Certificate or taking over of the Works by the Employer, whichever is earlier.

The Contractor shall promptly make good, at his own cost, any loss or damage to the Works arising from theft, vandalism, negligence, fire, weather, flood, or any other cause, except where such loss or damage is attributable to the Employer or constitutes a Force Majeure event under the Contract.

The Contractor shall take all reasonable measures to safeguard adjoining properties, utilities and public infrastructure during the execution of the Works.

3.22. Contract Price

The Contract Price shall be the amount accepted by the Employer in the Letter of Acceptance and incorporated in the Agreement, subject to additions or deductions arising from approved variations or other adjustments permitted under the Contract.

The Contract Price shall be deemed to include all costs necessary for the proper execution and completion of the Work, including labour, materials, plant and machinery, tools and equipment, transportation, supervision, temporary works, testing, insurance, statutory obligations, overheads, contractor's profit, and all incidental expenses, except GST where payable separately under applicable law.

No claim for additional payment shall be entertained on account of the Contractor's failure to assess correctly the cost of execution, except where expressly provided in the Contract.

3.23. Performance Security

The successful bidder shall furnish a Performance Security in the amount and form specified in the Notice Inviting Tender and the Letter of Acceptance.

The Performance Security shall be submitted within the period specified in the Letter of Acceptance and shall remain valid until completion of the Defect Liability Period or such other period specified in the Contract.

Failure to furnish the Performance Security within the stipulated period may result in cancellation of the award and such other action as may be permissible under the Contract and applicable Government Orders.

The Performance Security shall be released after satisfactory completion of all contractual obligations, including the Defect Liability Period, subject to adjustment of any dues recoverable from the Contractor.

Additional Performance Security, if applicable under the prevailing Government Orders or as specified in the Special Conditions of Contract, shall be furnished by the Contractor within the prescribed time.

3.24. Measurements

All work executed under the Contract shall be measured in accordance with the applicable Standard Method of Measurement and the provisions of the Bill of Quantities.

Measurements shall be recorded by the Engineer-in-Charge or his authorised representative and shall be jointly verified with the Contractor or his authorised representative.

If the Contractor fails to attend the measurement after due notice, the measurements recorded by the Engineer-in-Charge shall be deemed to be correct unless proved otherwise.
The Contractor shall not cover up any work required to be measured without prior approval of the Engineer-in-Charge.

3.25. Interim Payments

The Contractor shall submit Running Account (RA) Bills in the prescribed format based on the actual work executed.
The Engineer-in-Charge shall verify the quantities and quality of work before certifying the bill for payment.
Payments shall be made only for work executed in accordance with the Contract.
The Employer may deduct from any payment amounts recoverable under the Contract, including statutory deductions, advances, recoveries for defective work, liquidated damages, and any other amounts lawfully due.
Certification of an RA Bill shall not constitute acceptance of the Work nor relieve the Contractor of responsibility for defects or non-conforming work.

3.26. Final Bill

The Contractor shall submit the Final Bill within 30 days of the issue of the Completion Certificate, unless otherwise specified.
The Final Bill shall include all claims arising out of the Contract.
Claims not included in the Final Bill shall ordinarily be deemed to have been waived, unless otherwise provided under the Contract or required by law.
The Employer shall process the Final Bill after verification of the measurements, completion of all contractual obligations and submission of all required documents by the Contractor.

3.27. Taxes and Duties

The Contractor shall be responsible for payment of all taxes, duties, cess, levies and statutory contributions applicable to the Contract, except where specifically provided otherwise under applicable law.
GST shall be dealt with in accordance with the prevailing provisions of the Goods and Services Tax laws.
The Contractor shall comply with all statutory requirements relating to tax registration, filing of returns and remittance of taxes.

3.28. Recovery of Dues

The Employer shall have the right to recover from any amount due to the Contractor any sum payable by the Contractor under the Contract, including but not limited to:
a) Cost of rectification of defective work.
b) Recovery of advances.
c) Liquidated Damages.
d) Compensation for damage caused by the Contractor.
e) Statutory recoveries.
f) Any other amount recoverable under the Contract.
If the amounts due are insufficient, the Employer may recover the balance in accordance with law.

3.29. Compliance with Applicable Laws

The Contractor shall, at all times during the execution of the Contract, comply with all applicable Central, State and Local laws, rules, regulations, Government Orders and statutory requirements relating to the Work.
The Contractor shall obtain and maintain all licences, permits, registrations and approvals required for the execution of the Work unless specifically stated otherwise in the Contract.
Any penalty, compensation or loss arising out of non-compliance with statutory requirements by the Contractor shall be borne solely by the Contractor.

3.30. Labour Laws

The Contractor shall comply with all applicable labour laws including, but not limited to:

- Building and Other Construction Workers (Regulation of Employment and Conditions of Service) Act.

- Contract Labour (Regulation and Abolition) Act.
- Employees' Compensation Act.
- Employees' Provident Fund and Miscellaneous Provisions Act.
- Employees' State Insurance Act, wherever applicable.
- Minimum Wages Act.
- Payment of Wages Act.
- Child and Adolescent Labour (Prohibition and Regulation) Act.
- Any other applicable labour legislation in force.

The Contractor shall maintain all statutory registers, records and returns as required under law and shall produce them for inspection whenever required by the Employer or statutory authorities.

3.31. Safety Requirements

The Contractor shall be solely responsible for the safety of all persons engaged in the Work and for ensuring safe working conditions at the Site.

The Contractor shall provide and maintain, at his own cost:

- Personal Protective Equipment (PPE).
- Safety helmets.
- Safety shoes.
- Reflective jackets.
- Safety harnesses wherever required.
- Barricades and warning signs.
- Fire extinguishers.
- First Aid Box.
- Adequate lighting for safe working during night operations.

The Contractor shall ensure that all work is carried out in accordance with applicable safety regulations and good engineering practice.

The Engineer-in-Charge may require immediate suspension of any unsafe activity until corrective measures are implemented.

3.32. Insurance

The Contractor shall obtain and maintain, at his own cost, all insurance policies required under applicable law and the Contract.

Such insurance shall include, as applicable:

a) Employees' Compensation / Workmen Compensation Insurance.

b) Third Party Liability Insurance.

c) Contractor's All Risk (CAR) Insurance, where specified in the Contract Data or Special Conditions.

d) Insurance for plant, machinery and equipment brought to the Site.

The Contractor shall furnish copies of insurance policies and proof of premium payment to the Employer before commencement of the Work and whenever renewed.

Failure to maintain the required insurance shall constitute a breach of Contract.

3.33. Accidents and Damage

The Contractor shall immediately notify the Engineer-in-Charge of any accident resulting in:

- Death.
- Serious injury.
- Damage to property.
- Damage to utilities.
- Environmental pollution.
- Any incident reportable under law.

The Contractor shall investigate the incident, take immediate corrective action and submit a written report to the Employer.

The Contractor shall indemnify and keep indemnified the Employer against all claims arising out of accidents attributable to the Contractor.

3.34. Environmental Protection

The Contractor shall execute the Work in an environmentally responsible manner.

Without limiting the generality of the above, the Contractor shall:

- Prevent unnecessary pollution.
- Control dust and noise.
- Prevent contamination of water bodies.
- Dispose of waste only at authorised locations.
- Avoid damage to existing trees and vegetation unless specifically permitted.
- Restore the Site to a clean condition upon completion.

The Contractor shall comply with all environmental laws and directions issued by the competent authorities.

3.35. Indemnity

The Contractor shall indemnify and keep indemnified the Employer, its officers, representatives and employees against all actions, claims, demands, losses, damages, costs and expenses arising out of:

a) Death or bodily injury.

b) Damage to property.

c) Infringement of statutory obligations.

d) Negligence or default of the Contractor.

This indemnity shall survive completion or termination of the Contract to the extent permitted by law.

3.36. Completion of Work

The Contractor shall complete the Work in all respects within the Time for Completion specified in the Contract Data or such extended time as may be granted under the Contract.

The Work shall not be considered complete until:

a) All items of work have been executed in accordance with the Contract.

b) All defects identified during inspection have been rectified.

c) The Site has been cleared of temporary structures, surplus materials, debris and waste.

d) All documents required under the Contract have been submitted.

3.37. Completion Certificate

Upon completion of the Work, the Contractor shall give written notice to the Engineer-in-Charge requesting inspection.

If satisfied that the Work has been completed in accordance with the Contract, the Engineer-in-Charge shall recommend the issue of a Completion Certificate by the Employer.

The Completion Certificate shall not relieve the Contractor from responsibility for defects discovered during the Defect Liability Period.

3.38. Taking Over of the Work

The Employer shall take over the completed Work upon issue of the Completion Certificate or on such other date as may be specified by the Employer.

Taking over of the Work shall not constitute acceptance of defective or incomplete work.

The Employer may take over any completed portion of the Work if considered necessary, without affecting the Contractor's remaining obligations under the Contract.

3.39. Defect Liability Period

The Contractor shall remain responsible for rectifying all defects, deficiencies and faults appearing during the Defect Liability Period specified in the Contract Data.

Upon receipt of written notice from the Employer or the Engineer-in-Charge, the Contractor shall rectify the notified defects within the time specified in the notice.

Where the Contractor fails to rectify the defects within the prescribed period, the Employer may carry out the rectification through other agencies at the risk and cost of the Contractor.

The Defect Liability Period shall not be deemed to have expired until all notified defects have been satisfactorily rectified.

3.40. Liquidated Damages

If the Contractor fails to complete the Work within the Time for Completion, the Contractor shall be liable to pay Liquidated Damages at the rate specified in the Contract Data for each day or week of delay, subject to the maximum limit specified therein.

Liquidated Damages may be recovered from any amount due to the Contractor, including the Performance Security.

Recovery of Liquidated Damages shall not relieve the Contractor from the obligation to complete the Work.

The Employer may, where justified, waive or reduce Liquidated Damages in accordance with applicable rules and after recording reasons in writing.

3.41. Suspension by the Employer

The Employer may suspend the execution of the whole or any part of the Work by written notice to the Contractor for reasons including safety, administrative requirements, non-compliance with the Contract, or any other reason considered necessary in the interest of the Work.

The Contractor shall secure and protect the Work during the suspension period.

The consequences of suspension, including extension of time or compensation, shall be determined in accordance with the Contract.

3.42. Termination

The Employer may terminate the Contract, in whole or in part, by written notice if the Contractor:

a) Fails to commence the Work within the prescribed period.

b) Abandons the Work.

c) Persistently fails to maintain satisfactory progress.

d) Executes defective work and fails to rectify the same.

e) Becomes insolvent or enters liquidation.

f) Assigns or sublets the Contract without approval where such approval is required.

g) Commits a material breach of the Contract.

Before termination, the Employer shall ordinarily issue a notice requiring the Contractor to remedy the default within a reasonable period, except where immediate termination is justified.

Termination shall be without prejudice to the Employer's other rights and remedies under the Contract.

3.43. Force Majeure

Neither party shall be liable for failure to perform its contractual obligations to the extent that such failure is caused by a Force Majeure event beyond its reasonable control.

Force Majeure may include, but is not limited to:

Natural disasters.

War.

Civil commotion.

Government embargoes.

Epidemics or pandemics.

Other events of a similar nature beyond the control of the affected party.

The affected party shall notify the other party in writing as soon as reasonably practicable after the occurrence of the event.

The Engineer-in-Charge shall examine the circumstances and recommend appropriate contractual relief, including extension of time where justified.

3.44. Dispute Resolution

The parties shall endeavour to resolve any dispute arising out of or relating to the Contract through mutual discussions and negotiations.

If the dispute is not resolved within 30 days, either party may refer the dispute to the Employer for administrative consideration.

If the dispute remains unresolved, either party may seek appropriate legal remedies before the competent court having jurisdiction.

3.45. Governing Law

The Contract shall be governed by and construed in accordance with the laws in force in India and, where applicable, the laws of the State of Kerala.

3.46. Jurisdiction

Subject to the provisions relating to dispute resolution, the courts having jurisdiction at Ernakulam, Kerala, shall have exclusive jurisdiction over all matters arising out of the Contract.

4. SPECIAL CONDITIONS OF CONTRACT (SCC)

These Special Conditions of Contract supplement the General Conditions of Contract and set out the project-specific requirements applicable to this Work. Where there is any inconsistency, the Special Conditions shall prevail to the extent of such inconsistency.

4.1. (SCC 1.) Project Description

The Work comprises the Construction of a Watchman's Cabin at the Indira Gandhi College of Nursing Campus, including all civil, plumbing, sanitary, electrical and allied works required for the complete and functional execution of the project in accordance with the Contract Documents.

4.2. (SCC 2.) Site Conditions

The Work shall be executed within the operational campus of the Indira Gandhi College of Nursing.
The Contractor shall plan and execute the Work in such a manner as to cause the least possible inconvenience to students, faculty, staff, visitors and the day-to-day functioning of the institution.

4.3. (SCC 3.) Protection of Existing Facilities

The Contractor shall take all necessary precautions to protect existing buildings, roads, pavements, underground and overhead utilities, drainage systems, landscaping and all other existing assets within and adjoining the Site.
Any damage caused during execution of the Work shall be promptly repaired or replaced by the Contractor at his own cost to the satisfaction of the Employer.

4.4. (SCC 4). Safety and Public Protection

The work area shall be properly barricaded and secured throughout the execution of the Work.
Suitable warning signs, caution boards, lighting, and other safety measures shall be provided wherever required to ensure the safety of students, staff, visitors and workmen.
At no stage shall construction activities create unsafe conditions within the campus.

4.5. (SCC 5.) Noise, Dust and Environmental Control

The Contractor shall adopt suitable measures to minimise dust, noise and environmental nuisance during execution of the Work.
The Employer may require particularly noisy operations to be carried out during specified hours so as not to interfere with academic activities.
Construction debris shall not be permitted to accumulate within the campus.

4.6. (SCC 6.) Existing Services

Before commencing any excavation or construction activity, the Contractor shall verify the location of existing underground and overhead services.
Where interruption of any existing service becomes necessary, prior approval of the Employer shall be obtained and the work shall be carried out in coordination with the concerned authorities.

4.7. (SCC 7.) Storage of Materials

Materials, equipment and construction machinery shall be stored only in locations approved by the Employer.
No storage shall obstruct roads, pedestrian movement, emergency access or institutional activities.

4.8. (SCC 8.) Housekeeping

The Contractor shall maintain the Site in a clean and orderly condition throughout the execution of the Work.

Construction debris, surplus materials and waste shall be removed regularly.
The Site shall be thoroughly cleaned before handing over the completed Work.

4.9. (SCC 9.) Completion Requirements

In addition to the requirements of the General Conditions of Contract, the Work shall be deemed ready for handing over only after:

- Completion of all items of work.
- Rectification of all defects identified during inspection.
- Removal of temporary works and surplus materials.
- Cleaning of the Site and surrounding area.
- Restoration of any disturbed portions of the campus.
- Submission of all documents required under the Contract.

4.10. (SCC 10.) Special Instructions

The Employer reserves the right to issue written project-specific instructions during execution of the Work to address operational, safety or institutional requirements not specifically covered elsewhere in the Contract. Such instructions shall be consistent with the Contract Documents and shall not alter the scope of the Work without due contractual process.

5. APPENDIX A – CONTRACT DATA

5.1. General Information

Sl. No.	Particular	Contract Data
1	Name of Employer	Cochin Co-operative Hospitals Society Ltd. No. E-288
2	Name of Project	Construction of Watchman's Cabin
3	Location	Indira Gandhi College of Nursing Campus
4	Tender No.	IGCON/CIVIL/2026-01
5	Contract Type	Item Rate Contract
6	Tender System	Single Stage – Single Envelope (Offline)

5.2. Time Requirements

Sl. No.	Particular	Contract Data
7	Date of Commencement	As per Work Order
8	Time for Completion	120 Days
9	Defect Liability Period	12 Months
10	Bid Validity	120 Days

5.3. Financial Data

Sl. No.	Particular	Contract Data
11	Estimated PAC	₹1800000/-
12	Tender Fee	₹1,500 + GST
13	Earnest Money Deposit (EMD)	₹50000/-
14	Performance Security :	5% of Contract Value
15	Retention Money :	2.5% of Gross Value of each Running Account Bill
16	Mobilisation Advance	Not Applicable
17	Price Adjustment / Escalation	Not Applicable
18	Liquidated Damages	0.5% per week
20	Maximum Liquidated Damages	10 % of Contract Price

5.4. Payment Details

Sl. No.	Particular	Contract Data
21	Running Account Bills	Monthly
22	Time for Payment of Certified Bills	30 Days
23	Final Bill Submission	Within 30 Days of Completion
24	Mode of Payment	NEFT / RTGS

5.5. Administrative Details

Sl. No.	Particular	Contract Data
25	Engineer-in-Charge	As appointed by Employer
26	Working Hours	As approved by Employer
27	Working Days	Monday to Saturday (or as approved)
28	Site Access	As permitted by Employer

5.6. Insurance & Statutory Requirements

Sl. No.	Particular	Contract Data
29	Contractor's All Risk Insurance	Applicable
30	Third Party Insurance	Applicable
31	Workmen Compensation Insurance	Applicable
32	Any Other Mandatory Insurance	As applicable

5.7. Legal Details

Sl. No.	Particular	Contract Data
33	Governing Law	Laws of India
34	Jurisdiction	Courts at Ernakulam
35	Applicable Specifications	CPWD / DSR / Approved Specifications
36	Approved Makes List	As attached
37	Drawings	As attached
38	BOQ	As attached

6. APPENDIX B – STANDARD FORMS

6.1. LETTER OF BID

LETTER OF BID

To

The Secretary
Cochin Co-operative Hospitals Society Ltd. No. E-288
Kochi – 682020

Subject:

Bid for the work: Construction of Watchman's Cabin

Tender No.: IGCON/CIVIL/2026-01

Sir,

Having examined the Tender Documents for the above work, including all drawings, specifications, schedules, addenda and other documents forming part of the tender, and having inspected the site and understood the conditions affecting the execution of the work, I/We hereby submit our Bid.

I/We declare that:

1. I/We have carefully read and understood all the Tender Documents.
2. I/We have inspected the site and familiarised ourselves with the site conditions.
3. I/We accept all the terms and conditions of the Tender without reservation.
4. I/We agree to execute and complete the work in accordance with the Tender Documents and the accepted Bill of Quantities.
5. I/We agree that this Bid shall remain valid for the period specified in the Tender.
6. If our Bid is accepted, I/We undertake to execute the Agreement and furnish the Performance Security within the prescribed time.
7. I/We understand that the Employer is not bound to accept the lowest or any Bid received.
8. I/We certify that all information furnished in this Bid is true and correct.

Date :

Place :

Signature of Bidder

Name :

Designation :

Phone Number

Seal :

6.2. BIDDER INFORMATION

Sl No:	Particular	Details
1	Name of Bidder	
2	Constitution (Proprietorship/ Partnership/Company)	
3	Registered Address	
4	Correspondence Address	
5	Contact Person	
6	Mobile Number	
7	Email ID	
8	PAN	
9	GSTIN	
10	Contractor Registration Number	
11	Registration Class	
12	Registration Valid up to	
13	Name of Registration Authority	
14	Bank Name	
15	Account Number	
16	IFSC Code	

Date : _____ Place : _____

For and on behalf of:

_____

(Name of Bidder / Firm) Signature of Authorized Signatory

Name : _____ Designation : _____

Office Seal

6.3. WORK EXPERIENCE FORM

Sl. No.	Name of Work	Client	Value	Year	Completion Status

The bidder shall attach:

- Work Orders
- Completion Certificates
- Client references

Use extra sheets if needed.

Date : _____ Place : _____

For and on behalf of:

_____

(Name of Bidder / Firm) Signature of Authorized Signatory

Name : _____ Designation : _____

Office Seal

6.4. DECLARATION REGARDING NON-BLACKLISTING

We hereby declare that:

- we are not blacklisted by any Government Department / PSU / statutory authority;
- no criminal proceedings affecting execution capability are pending against us;
- no false information has been submitted by us.

If the above declaration is found false, CCHS shall have the right to reject our bid or terminate the contract.

Date : _____ Place : _____

For and on behalf of:

_____

(Name of Bidder / Firm) Signature of Authorized Signatory

Name : _____ Designation : _____

Office Seal

6.5. DECLARATION REGARDING ACCEPTANCE OF TENDER CONDITIONS

We hereby confirm that we have carefully read and understood all terms and conditions of the tender and agree to abide by the same without deviation.

Date : _____ Place : _____

For and on behalf of:

_____

(Name of Bidder / Firm) Signature of Authorized Signatory

Name : _____ Designation : _____

Office Seal

6.6. POWER OF ATTORNEY / AUTHORIZATION

(Attach Power of Attorney / Board Resolution authorizing signatory)

6.7. PERFORMANCE SECURITY FORMAT

(To be submitted by successful bidder)

GUARANTEE BOND PRESCRIBED
BY THE GOVERNMENT OF
KERALA

(To be used by Nationalised Banks)

In consideration of the The Cochin Co-operative Hospitals Society Ltd No. E 288., (hereinafter called the CCHS) having agreed to exempt (. name and address) [hereinafter called "the said Contractor (s)"] from the demand, under the terms and conditions of an agreement dated ..... made between ..... and ..... for..... (hereinafter called "the said Agreement") of security deposit for the due fulfillment by the said Contractor (s) of the terms and conditions contained in the said Agreement, on production of a bank guarantee for ` ..... [Rupees .....(in words) ..... only].

We ..... Bank Limited (hereinafter referred to as "the Bank" do hereby undertake to pay the CCHS, an amount not exceeding ` (Rs. In words) against any loss or damage caused to or suffered or would be caused to or suffered by the CCHS, by reason of any breach by the said Contractor (s) of any of the terms or conditions contained in the said agreement.

- 1 We.....Bank Limited do hereby undertake to pay the amounts due and payable under this guarantee without any demur, merely on a demand from the CCHS stating that the amount claimed is due by way of loss or damage caused to or would be caused to or suffered by the CCHS by reason of any breach by the said Contractor of any of the terms or conditions contained in the said Agreement or by reason of the Contractor's failure to perform the said Agreement. Any such demand made on the Bank shall be conclusive as regards the amount due and payable by the Bank under this guarantee. However, our liability under this guarantee shall be restricted to an amount not exceeding ` ..... (Rs. In words).....
- 2 We..... Bank Limited further agree that the guarantee herein contained shall remain in full force and effect during the period that would be taken for the performance of the said agreement and that it shall continue to be enforceable till all the dues of the CCHS under or by virtue of the said Agreement have been fully paid and its claims satisfied or discharged of till ..... (Office / Department) certified that the terms and conditions for the said Agreement have been fully

and properly carried out by the said Contractor (s) and accordingly discharges the guarantee. Unless a demand or claim under this guarantee is made on us within two years from the period fixed or extended (if the agreement / supply order specifically provide for such extension of time) for the due performance of the contract by the Contractor we shall be discharged from all liability under this guarantee thereafter.

- We ..... Bank, Limited further agree with the CCHS that the CCHS shall have the fullest liberty without our consent and without affecting in any manner our obligations hereunder to vary any of the terms and conditions of the said Agreement or to extend time of performance by the said Contractor (s) from time to time or to postpone for any time or from time to time any of the powers exercisable by the CCHS against the said Contractor (s) and to forbear or enforce any of the terms and conditions relating the said Agreement and we shall not be relieved from our liability by reason of any such variation or extension being granted to the said Contractor (s) or for any forbearance act or omission on the part of the CCHS or any indulgence by the CCHS to the said Contractor (s) or by any such matter or thing whatsoever which under the law relating to sureties would but for this provision have effect of so relieving us.

- To give effect to this guarantee it shall be competent for the CCHS to act as though the Bank, were the principal debtor.
- It is hereby expressly agreed and declared that this guarantee and the powers and provisions herein contained are in addition to and not by way of limitation of or substitution for any former or other guarantees or guarantee here to for given by the Bank to the CCHS and now existing uncancelled and that this guarantee is not intended to and shall not revoke or limit such other guarantee or guarantees.
- We ·····..... Bank Limited lastly undertake not to revoke this guarantee during its currency except with the previous consent of CCHS in writing.

Date .....day of ..... on Two thousand .·····. .....for Bank Limited.

6.8. CONTRACT FORM

(To be taken on stamp paper of Rs. 500 /-)

CONTRACT AGREEMENT

Agreement No.: _____

Tender No.: IGCON/CIVIL/2026-01

THIS AGREEMENT made the . . . . . .day of . . . . . ., ..., between . . . . . *name of the Employer*. . . . . (hereinafter "the Employer"), of the one part, and . . . . . *name of the Contractor* . . . . .(hereinafter "the Contractor "), of the other part:

WHEREAS the Employer desires that the Works known as . . . . . *name of the Contract*. . . . should be executed by the Contractor , and has accepted a Bid by the Contractor for the execution and completion of these Works and the remedying of any defects therein,

The Employer and the Contractor agree as follows:

1. In this Agreement words and expressions shall have the same meanings as are respectively assigned to them in the Contract documents referred to.

2. The following documents shall be deemed to form and be read and construed as part of this Agreement. This Agreement shall be interpreted in the following order of priority and shall prevail over all other Contract documents.
   a) Contract Agreement,
   b) Letter of Bid submitted by the Contractor;
   c) NOTICE INVITING TENDER
   d) Corrigenda and Addenda issued during the tender process, if any;
   e) Instructions to bidder
   f) General Conditions of Contract,
   g) Special Conditions Of Contract (Scc)
   h) Contract Data;
   i) All mandatory forms duly filled by the Contractor
   j) Technical Specifications
   k) List Of Approved Makes
   l) Drawings
   m) Bill of Quantities,
   n) Priced Bill of Quantities submitted by the Contractor; and
3. In consideration of the payments to be made by the Employer to the Contractor as indicated in this Agreement, the Contractor hereby covenants with the Employer to execute the Works and to remedy defects therein in conformity in all respects with the provisions of the Contract.

4. The Employer hereby covenants to pay the Contractor in consideration of the execution and completion of the Works and the remedying of defects therein, the Contract Price or such other sum as may become payable under the provisions of the Contract at the times and in the manner prescribed by the Contract.

IN WITNESS whereof the parties hereto have caused this Agreement to be executed in accordance with the laws of India on the day, month and year indicated above.

Signed by.....

for and on behalf of the Employer

in the presence of:

Witness, Name, Signature, Address, Date

Signed by .....

for and on behalf the Contractor

in the presence of:

Witness, Name, Signature, Address, Date

6.9. CHECKLIST OF DOCUMENTS TO BE SUBMITTED

Sl. No.	Document	Submitted (Yes/No)
1	Letter of Bid	
2	EMD	
3	Contractor Registration	
4	PAN	
5	GST Registration	
6	Experience Certificates	
7	Signed Tender Documents	
8	Any Other Document	

7. Technical Specifications

7.1. General Requirements

1. All works shall be executed in accordance with the Bill of Quantities, approved drawings and these Technical Specifications.
2. Materials shall be new, of approved quality and conform to the relevant BIS standards wherever applicable.
3. Materials and samples shall be submitted for approval before incorporation into the Work, wherever required.
4. Workmanship shall be of good quality and conform to accepted engineering practices.
5. The Contractor shall verify all dimensions and levels at the Site before commencing the respective works.
6. Any defective material or workmanship shall be rectified or replaced by the Contractor at his own cost.
7. Testing and inspection shall be carried out as required by the Engineer-in-Charge.

7.2. Part I – Civil Works

7.2.1. Site Clearance and Earthwork

- The site shall be cleared of vegetation, rubbish and other obstructions as specified in the BOQ.
- Excavation shall be carried out to the required lines, levels and dimensions shown in the drawings.
- Excavated surfaces shall be properly dressed and the bottom compacted before laying foundation concrete.
- Suitable excavated earth shall be reused for filling wherever permitted. Filling shall be carried out in layers not exceeding 200 mm, with watering and proper compaction.
- Surplus excavated material shall be disposed of at locations approved by the Employer.

7.2.2. Plain Cement Concrete

- PCC shall be laid in the specified nominal mix proportions indicated in the BOQ.
- Cement, sand and aggregates shall be clean and free from harmful impurities.
- Concrete shall be mixed uniformly, placed without segregation and compacted properly.
- The concrete shall be adequately cured after laying.

7.2.3. Reinforced Cement Concrete

- RCC shall be executed using the specified nominal mix proportions and aggregate sizes indicated in the BOQ.
- Cement, fine aggregate and coarse aggregate shall conform to applicable standards.
- Concrete shall be properly mixed, placed and compacted using suitable mechanical vibrators.
- Reinforcement shall be TMT Fe500D grade steel, cut, bent and placed as per approved structural drawings.
- Reinforcement shall be securely tied and provided with adequate cover blocks to maintain the specified concrete cover.
- Formwork shall be rigid, adequately supported and sufficiently watertight to maintain the required shape and dimensions.
- Formwork shall be removed only after the concrete has gained sufficient strength.
- RCC shall be adequately cured.

7.2.4. Masonry

- Solid concrete blocks shall be factory-made and conform to the requirements specified in the BOQ.
- Masonry shall be laid in cement mortar 1:6, unless otherwise specified.
- Blocks shall be properly aligned, levelled and bonded, with joints uniformly filled.
- Masonry shall be cured adequately.
- All openings and necessary provisions for services shall be coordinated with the relevant drawings.

7.2.5. Plastering

- Cement plaster shall be 12 mm thick in cement mortar 1:4, as specified in the BOQ.
- The background surface shall be cleaned and suitably prepared before plastering.
- Plaster shall be applied uniformly to achieve a true and even surface.

- Adequate curing shall be carried out to prevent shrinkage cracks.

7.2.6. Painting and Finishing

- Surfaces shall be clean, dry and properly prepared before application of finishes.
- Whitewashing shall be carried out in the specified number of coats to obtain an even finish.
- Exterior acrylic paint shall be applied over the specified exterior primer in accordance with the manufacturer's recommendations.
- Woodwork painting, wherever included in the BOQ, shall be carried out using an approved primer and finishing paint system.
- The finished surface shall be uniform in colour and free from brush marks, patches and other defects.

7.2.7. Flooring and Tiling

- Vitrified tiles shall conform to the requirements of the BOQ, including water absorption below 0.08% and IS 15622.
- Tiles shall be laid over the specified 20 mm thick cement mortar bed.
- The flooring shall be properly levelled, with uniform joints and matching alignment.
- Tile joints shall be grouted as specified, including epoxy grouting wherever indicated in the BOQ.
- The finished flooring shall be even, firmly bonded and free from cracks, hollowness and uneven joints.

7.2.8. Metal and Aluminium Works

- Mild steel grills shall be fabricated to the approved pattern and dimensions.
- Steel surfaces shall be cleaned and provided with an approved steel primer before installation.
- Aluminium sections shall conform to the relevant standards specified in the BOQ and shall be powder-coated with a minimum coating thickness of 50 microns.
- Aluminium shutters and frames shall be properly aligned, securely fixed and fitted with the specified hardware.
- Glazing shall be 4 mm thick float glass, with suitable gaskets and secure fixing.
- Gaps between frames and adjoining masonry or concrete surfaces shall be sealed using approved weather-resistant silicone sealant over suitable backing material.
- PVC doors and frames shall be factory-made products conforming to the specifications in the BOQ and installed according to the manufacturer's instructions.

7.2.9. Granite Work

- Granite slabs shall be of approved colour, shade and texture, with the specified 18 mm thickness.
- Slabs shall be machine-cut, mirror-polished and properly bedded on the specified cement mortar.
- Joints shall be neatly finished, and exposed edges shall be properly polished.

7.2.10. Inspection Chambers and Cement Bands

- Inspection chambers shall be constructed to the dimensions and details specified in the BOQ.
- Brick masonry, foundation concrete, RCC cover slab, internal plaster and CI cover shall conform to the specified requirements.
- Chambers shall be properly aligned and finished to permit inspection and maintenance of the drainage system.
- Cement mortar bands shall be moulded to the specified profile and dimensions, with a uniform finish.

7.3. Part II – Plumbing Works

7.3.1. Sanitary Fixtures and CP Fittings

- Sanitary fixtures shall be of the make, model, dimensions and specifications indicated in the BOQ or approved equivalent.
- Fixtures shall be free from cracks, manufacturing defects and surface imperfections.
- CP fittings shall be of approved quality, with smooth chrome finish and proper operation.
- Fixtures shall be securely fixed, properly aligned and connected to the respective water supply and drainage lines.
- All joints shall be watertight and free from leakage.

7.3.2. Water Supply Piping

- CPVC pipes and fittings shall be used for hot and cold water supply as specified in the BOQ.
- Pipes shall be of the specified nominal diameters and shall be suitable for the intended working pressure and temperature.
- Joints shall be made using the manufacturer's recommended solvent cement and jointing procedure.

- Concealed pipes shall be properly protected and pressure-tested before closing chases.
- Exposed pipes shall be neatly aligned and supported using suitable clamps at the specified intervals.
- All pipe connections shall be tested for leakage before commissioning.

7.3.3. Soil, Waste and Drainage Piping

- PVC pipes and fittings shall be of the specified diameters and pressure classifications indicated in the BOQ.
- Pipes shall be laid to the required gradients to ensure free flow of wastewater.
- Joints shall be made using approved PVC solvent cement in accordance with the manufacturer's instructions.
- Underground pipes shall be laid on properly prepared bedding and protected against damage.
- Concealed pipework shall be tested before closing chases.
- External exposed pipes shall be properly supported and secured.
- The completed drainage system shall be tested for leakage and satisfactory flow.

7.3.4. Gully Traps and Inspection Chambers

- Gully traps shall be of the specified type and dimensions, complete with grating, masonry chamber and CI cover and frame.
- Inspection chambers shall be constructed to the specified internal dimensions and depth.
- Covers shall be properly seated and accessible for maintenance.
- The drainage connections shall be tested for proper flow and leakage.

7.3.5. Water Storage and Pumping System

- The monoblock pump shall be of the make and model or approved equivalent specified in the BOQ.
- The pump shall be installed on a suitable foundation, with proper alignment and secure connections.
- Necessary electrical connections, starter and accessories shall be provided as specified.
- The automatic water-level controller shall be integrated with the pump to control filling of the overhead tank and protect the pump against dry running.
- The completed installation shall be tested for automatic operation, water transfer and satisfactory performance.

7.3.6. Roof Drainage

- The specified stainless steel roof drain shall be securely installed and connected to the rainwater drainage pipe.
- The connection between the roof drain and the roof slab shall be properly sealed to prevent water leakage.
- The installation shall be tested by water flow to verify proper drainage.

7.3.7. Sanitary Accessories

Mirrors, towel rails, soap holders, shower roses and other accessories shall be of the specified dimensions and approved quality. They shall be securely fixed at the locations indicated in the drawings.

7.4. Part III – Electrical Works

7.4.1. Wiring and Conduits

- All wiring shall be carried out using FRLS PVC-insulated copper conductor cables of the specified sizes.
- PVC conduits shall be of medium class, with suitable accessories and fittings.
- Concealed conduits shall be installed before plastering and shall be properly secured.
- Surface conduits shall be neatly aligned and fixed using suitable clamps.
- No concealed cable joint shall be permitted except at suitable junction boxes.
- Separate and continuous earth conductors shall be provided as specified.
- Wiring shall be carried out in accordance with applicable electrical safety requirements.

7.4.2. Switches, Sockets and Accessories

- Modular switches, socket outlets, plates and accessories shall be of approved make and suitable ratings.
- Switches and sockets shall be installed in suitable GI boxes, properly aligned and securely fixed.
- All electrical connections shall be properly terminated and insulated.
- Accessories shall be tested for proper operation after installation.

7.4.3. Distribution Boards and Protective Devices

- Distribution boards shall be of the specified type and configuration, complete with busbars, neutral bars and earth bars.
- MCBs shall be of the specified current rating, breaking capacity and tripping characteristics.

- RCCBs shall have the specified sensitivity rating.
- All circuits shall be properly identified and connected.
- Distribution boards shall be securely installed in accessible locations.

7.4.4. Lighting and Ventilation Equipment

- LED battens, ceiling fans, exhaust fans and other electrical equipment shall be of the specifications indicated in the BOQ.
- Equipment shall be securely installed with suitable mounting arrangements and accessories.
- Electrical connections shall be properly terminated and earthed.
- All equipment shall be tested for satisfactory operation after installation.

7.4.5. Cable Trays and Supports

- Cable trays shall be of the specified material, dimensions and finish.
- GI cable trays shall have the specified galvanising thickness.
- Trays shall be properly supported, aligned and securely fixed using suitable brackets, suspenders and fasteners.
- All bends, tees, reducers and other accessories shall be properly fitted.
- Sharp edges shall be removed to prevent damage to cables.

7.4.6. Earthing

- Earthing shall be provided using the specified GI or copper conductors, strips and electrodes.
- All earthing connections shall be mechanically secure and electrically continuous.
- Earth electrodes shall be installed with suitable enclosures and accessories.
- Earth resistance shall be measured and recorded after installation.
- The earthing system shall comply with applicable electrical safety requirements.

7.4.7. Electrical Testing and Commissioning

Before handing over, the complete electrical installation shall be tested for:

- Continuity of conductors.
- Insulation resistance.
- Polarity of connections.
- Effectiveness of earthing.
- Operation of MCBs and RCCBs.
- Functional operation of lights, fans, sockets and other equipment.

Test results shall be submitted to the Engineer-in-Charge.

7.5. Testing, Commissioning and Handing Over

The Contractor shall ensure that all civil, plumbing and electrical installations are complete and functional before requesting final inspection.

The following shall be carried out:

1. Verification of completed work against approved drawings and BOQ.
2. Testing of water supply and drainage systems for leakage and satisfactory operation.
3. Testing of the pump and automatic water-level control system.
4. Testing of electrical installations and connected equipment.
5. Rectification of defects identified during inspection.
6. Cleaning of the building and removal of construction debris and surplus materials.

The completed facility shall be handed over in a clean, safe and fully functional condition.

8. LIST OF APPROVED MAKES

SL. No.	MATERIAL	MAKES/MANUFACTURER
A	Civil/Plumbing/Water Supply/Sanitary	
1	Anti - Termite Treatment	Fosroc /BASF / Bayer
2	Chemical Admixtures	Sika//Fosroc/BASF
3	Adhesive For Door Work	Fevicol/Vamicol/Dunlop
4	Dash Fasteners	Hilti/ Fischer/ Bosch/ Canon
5	Door Locks	Godrej/ Harrison/ Link
6	Tower bolts	Godrej, Dorset, Ozone
7	Aluminium Doors & Windows Fixtures/ Fitting	Everlite / Argent/ Classic/ Crown/ Earl Bihari
8	Extruded Polystyrene Board	Styrofoam By Dow Chemicals / Insuboard By Supreme Indus Ries
9	Flush Door Shutters	Greenply/Century/Kutty/Kitply/Archid ply
10	Stainless Steel Hardware	Arkay/ Godrej/ D-Line/ Carl-F
11	Plywood/ Blockboard/ Ply Board	Duro/ Greenply/Century/ Kitply/ Greenlam/ Novapan/ Marrino/ Greenply/ Euro
12	Pre- Laminated Cement Board	Bison
13	Pvc Continuous Fillet For Periphery Packing of Glazings/ Structural/ Glazings	Roop/ Anand/ Forex Plastic/ Nagalia
14	Stainless Steel Bolts, Washers, Nuts & Screws	Kundan/ Puja/ Atuli
15	Stainless Steel Friction/Spring Hinges	Earl Bihari/ Securistyle/ Ebco / Arkay / Dorma / Yama / Spider / Union
16	M.S. Pipe	Jindal / Tata
17	Ceramic Tiles	Kajaria/ Somany / Asian
18	Ceramic Tiles Adhesive	Cico Tech Ltd / Bell/ Pidilite/Bal Endura/ BASF/Sika/Fair Mate
19	Compressed Chequered Tiles	Johnson/ Somany/ Kajaria/ Nitco / Asian
20	Vacuum Dewatered Flooring	Tremix/ Sun Build/ Avcon Technics
21	Vitrified Tiles	Kajaria/ Somany / Asian
22	Epoxy grout	MYK LATICRETE, Sika, Fosroc
23	Thermal Insulation /Rockwool /Mineral Wool/PUF	M/S Lloyd Insulations India Ltd./ Malarpur Entech/Armacell
24	Waterproofing Agencies/ Material	Shalimar Tar Products/ IWL (India) Ltd. / Llyod Insulations India Ltd. / Chemisol Adhesive Pvt. Ltd. Mumbai/ Indian Water Proofing /Overseas Water Proofing/ (Chemistik) Texas Ltd/ Fosroc /Sika / Cico Tech Ltd/ Mc Boucheme/ BASF
25	Distemper/Acrylic Washable Distemper	Asian , Nerolac, Jotun, Berger Paints
26	Other Paints/ Primer	
27	Plastic Emulsion Paint	
28	Synthetic Enamel Paints	
29	Resin Based Paints	
30	External Emulsion Paint	

31	Texture Paint	Berger/ Johnson & Nicholsan /Narolac/Asian / ICI
32	Clear Glass/ Clear Float Glass/ Toughened Glass	Saint Gobain (Sg) /AIS
33	Gypsum False Ceiling	India Gypsum/ Laffarge /St. Gobain (Gyproc)
34	Metal False Ceiling	Nittobo/ Armstrong/ Durlum/ Trac/ Uniment/Hunter Duglus
35	Polysulphide Sealant	Pidilite/ Fosroc/ Choksey /Sika, Mc Bouchemie, BASF/Fair Mate
36	Aluminium Extrusion	Indal/ Hindalco/ Jindal.
37	Door Closer / Floor Spring	Hettich / Hafele / Ozone
38	Cement	ACC, Ultratech, Chettinad, Coramandal, Ramco, Zuari, Malabar
39	Ready Mix Concrete	ACC/ Unitech/RMC Ltd./ L&T / Coromandal
40	Reinforcement Steel	SAIL, Tata Steel Ltd., Jindal Steel & Power Ltd. and JSW Steel Ltd.,
41	Calcium Silicate Boards	Hilux / Aerolite / Armstrong
42	Calcium Silicate Tiles	Aerolite / Hilux/Armstrong
43	E.P.D.M. Gaskets	Anand Reddiplex/ Enviro Seals
44	Flexi Tape	Norton/ Bizzare /Euro / Pinnacle
45	Glass Fibre Acoustical Tiles	Ecophon/ Up Twiga / Armstrong
46	Silicon Sealants (I) Weather Sealant (Ii) Structural Glazing Sealant	Ge- Silicon/ Pidilite/Choksey/ Wacker/ Forsoc/ Cico/ Dow Corning/ Sika
47	White Cement	Birla White/ J.K. / Grasim
48	False Floor System	Dg False Flooring & Technologies Pvt. Ltd/United Access Floor Pvt. Ltd.
49	Protective Coating	BASF / Fosroc / Fixit
50	Acoustical Wall And Ceiling System	Gyproc / Nova / Armstrong / Decoustics
51	Vitreous china sanitary ware	Hindware / Parryware /Cera, Jaquar
52	W.C. seats & cover	Hindware / Parryware /Cera, Jaquar
53	Stainless Steel sinks	Jayna/Kingston/ Neelkanth /Nirali
54	C.P. fittings & accessories & flush valves	Jaquar/ Hindware / Cera
55	Liquid soap dispenser	Chilly/Euronics/Camry/ Utec / Kopal
56	UPVC pipes & fittings conforming to IS : 13592	Supreme / Finolex / Prince /AKG / Kisan
57	Ductile iron pipes (IS:8329)	Electrosteel/Kesoram/Jindal
58	Ductile iron fittings (IS:9523)	Electrosteel/Kesoram/Jindal/Kartar
59	G.I. pipes	Tata/ Jindal / Prakash / Surya
60	CPVC pipes & fittings	Ajay / Astral / Ashirwad /Supreme/Flow Guard
61	HDPE pipes	upreme, Finolex, Jain
62	UPVC pipes conforming to IS: 4985-2000	Supreme / Finolex / AKG / Kisan/ Flow Guard
63	Gun metal valves (fullway, check and globe valves)	Zoloto / Leader / Sant/Kartar/Atam
64	C.I. valves (fullway, check and globe valves)	Zoloto/ Kirloskar / Sant / Castle / Kartar/Atam
65	Ball cocks, check & foot valve, prv, air valve	GPA/Sant/L & K / Tbs / Zoloto/Atam
66	C.I. manhole covers and frames	Neco / R.I.F. / B.C. /Neer/Hepco/Skf
67	Stainless Steel/C P grating	Chilly/Camry / Omkar
68	RCC/SFRC manhole covers/precast RCC grating	KK / S K precast concrete/advent concretovision
69	PVC-u pipes for sewerage and drainage conforming to IS:15328:2003	Supreme / Finolex / Kisan/Flow Guard

70	Mirror	Atul/ Modi Guard /Golden Fish / Saint Gobain
71	High density polyethylene(HDPE) water storage tank	Sintex / Rotex / Fusion Plasto / Polycon
B	Electrical	
	HT & LT ELECTRICAL WORKS	
1	LT Cables	SBEEI /Havels /Polycab/ RR Kable/Nicco/Torrent , Finolex
2	MCCB	L&T (DH) /Legrand /C&S/ Seimens/ Havells
3	MCB /ELCBs / ELMCBs	Hager / Legrand (Lexic) / Schneider/ GE
4	Indicating meters	AE / ElMeasure / HPL/ Socomec /L&T/ HPL/ Socomec
5	KWH Meters	L&T/Enercon(Schneider)/Ducati/ HPL/ Socomec
6	Light fittings	Schneider /Philips /GE /Bajaj/WIPRO /Ligman/ Crompton
7	Main Panel/Sub Panels	Elegant Switchgear/Load Controls/ PCE /Pace Switchgears /ATS Power Control/CPRI approved vender in Kerala
8	Indicating Lamps	Technic / Vaishnov / BCH
9	O/C & E/F Relays	GE / JVS / Seimens / SEGC
10	Cable Trays	Profab /Classic / Storac/Storabwel
11	ACCL	Electron /Prok Device /Havels
12	PVC Pipes	VIP /Universal /Nelco/Balco/Finolex/ Supreme
13	PVC wire	Finolex/ Polycab/ Havells/ RR Kables/ V-Guard
14	Switches & Sockets	Anchor/ Legrand/ Schneider/ L&T/ Philips
15	Metal clad Socket/ top	Crompton/ Indo-kopp/GE/ Legrand/ Clipsal
16	SPD	OBO Betterman/ Eritech/ Foudretech/Legrand/ Siemens
17	Enclosure	Rittal/Hensel/Mehar
18	Distribution Boards	GE/Legrand/ Schneider/ L&T
19	Ceiling fans	Crompton, Havells, Orient, Usha
20	Exhaust fans	Crompton, Havells, V-Guard

NOTES:

(i) Equivalent material and finishes of any other specialized make may be used, in case it is established that the brands specified above are not available in the market but only after approval of the alternate brand by the Engineer-in-charge.

(ii) The Contractor shall quote his rates on the basis of the price of best quality product of the brand / make. In case any particular brand of item is not acceptable to the client, the Contractor shall supply items of other approved brands at no extra cost.

9. Drawings

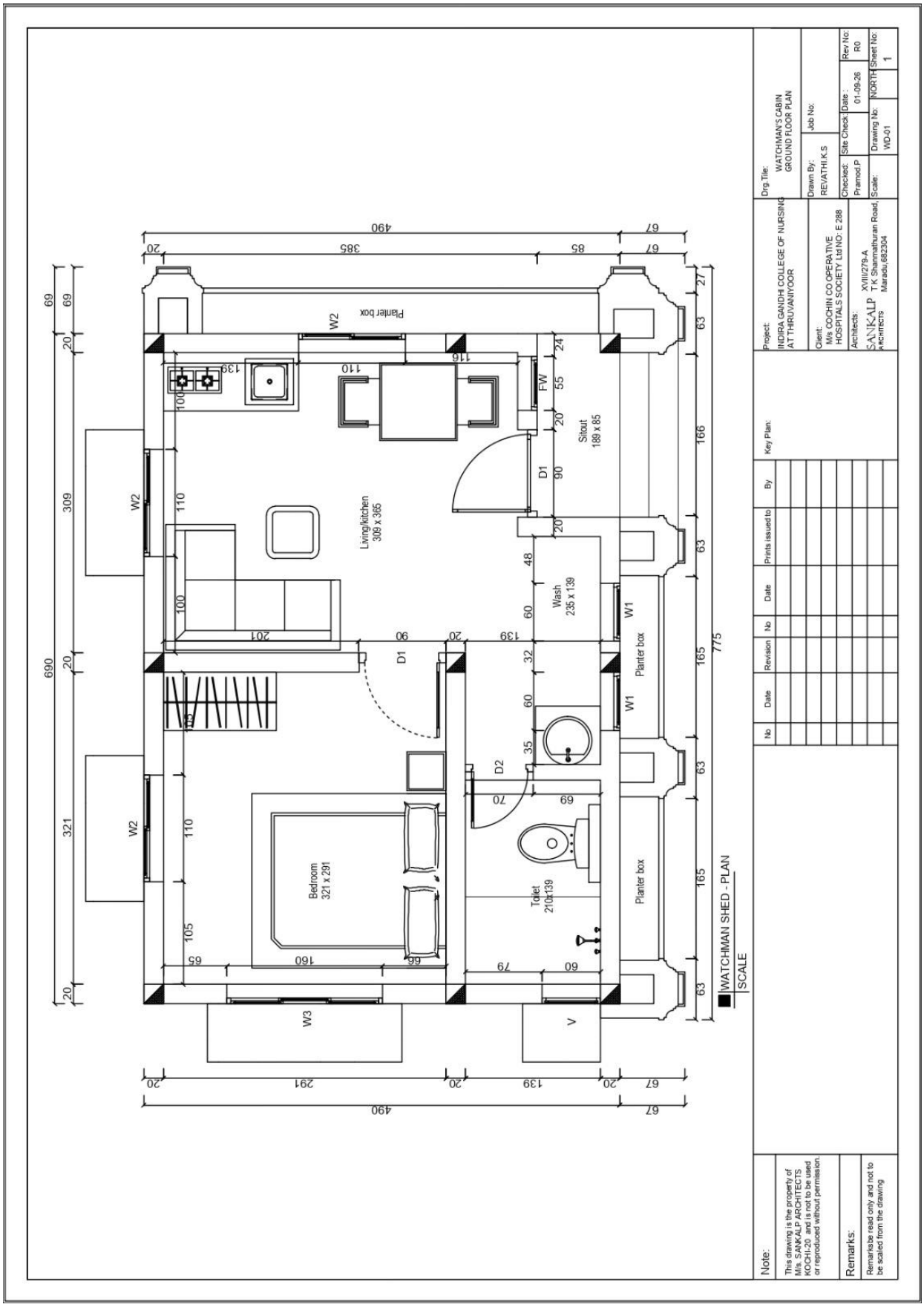
WATCHMAN SHED - PLAN
SCALE
Living/kitchen 309 x 365
Bedroom 321 x 291
Toilet 210x139
Wash 235 x 139
Sitout 189 x 85
Planter box
Planter box
Planter box
Planter box
Drg. Tile: WATCHMAN'S CABIN GROUND FLOOR PLAN
Project: INDIRA GANDHI COLLEGE OF NURSING AT THIRUVANIYOOR
Client: M/s COCHIN CO OPERATIVE HOSPITALS SOCIETY Ltd NO: E 288
Architects: SANKALP XVIII/279-A T K Shanmathuran Road, Maradu,682304
Drawn By: REVATHI.K.S
Checked: Pramod.P
Site Check:
Job No:
Date: 01-09-26
Rev No: R0
Scale:
Drawing No: WD-01
NORTH
Sheet No: 1
Key Plan:
Prints issued to
By
No
Date
Revision
Note:
This drawing is the property of M/s. SANKALP ARCHITECTS KOCHI-20 and is not to be used or reproduced without permission.
Remarks:
Remarks:to be read only and not to be scaled from the drawing

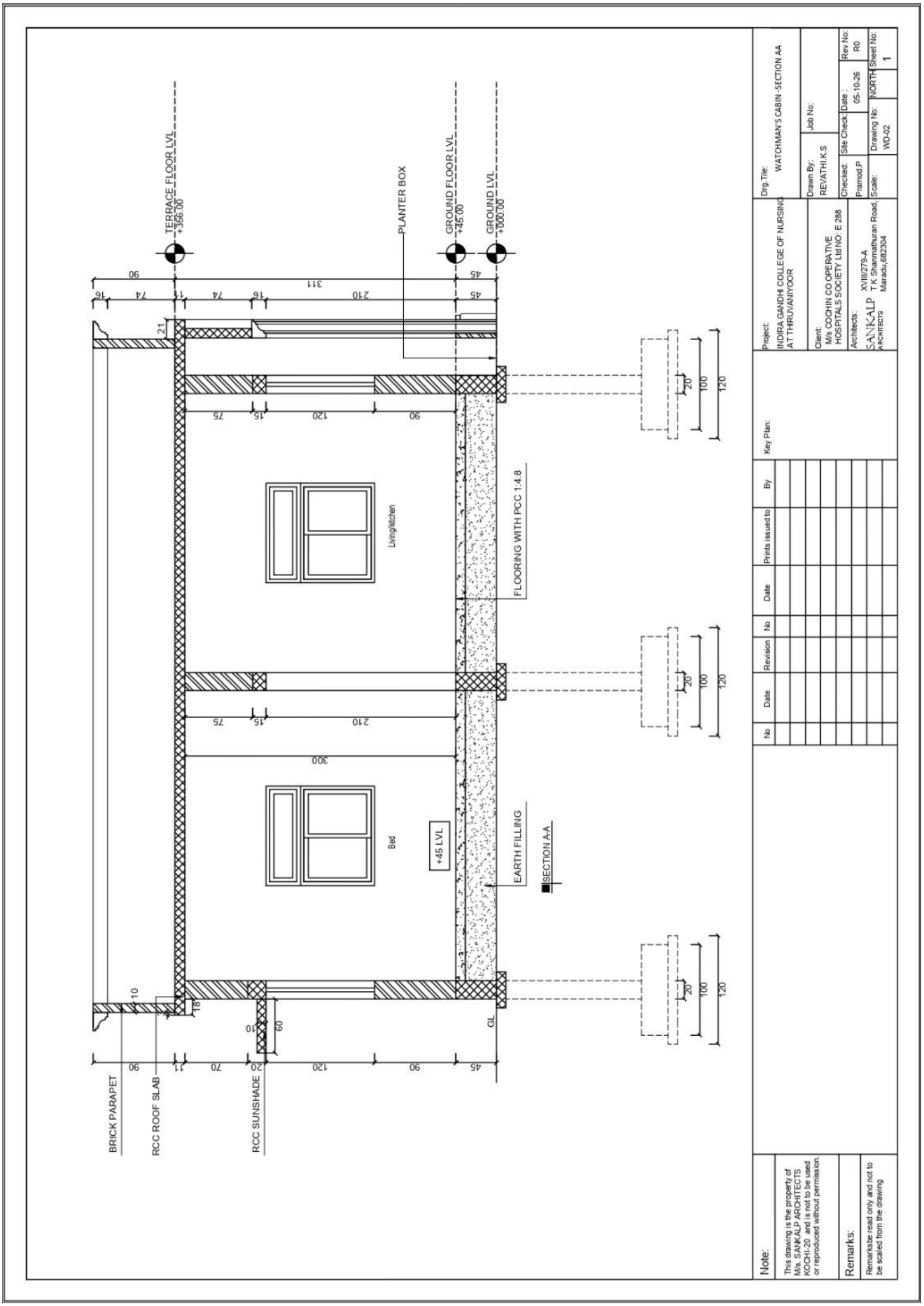
TERRACE FLOOR LVL
+366.00
GROUND FLOOR LVL
+45.00
GROUND LVL
+000.00
PLANTER BOX
FLOORING WITH PCC 1:4:8
EARTH FILLING
+45 LVL
SECTION A-A
Living/kitchen
Bed
BRICK PARAPET
RCC ROOF SLAB
RCC SUNSHADE
GL
Note:
This drawing is the property of M/s. SANKALP ARCHITECTS KOCHI-20 and is not to be used or reproduced without permission.
Remarks:
Remarksbe read only and not to be scaled from the drawing
Project:
INDIRA GANDHI COLLEGE OF NURSING AT THIRUVANIYOOR
Client:
M/s COCHIN CO-OPERATIVE HOSPITALS SOCIETY Ltd NO: E 288
Architects:
SANKALP Architects
XVIII/279-A
T K Shanmathuran Road,
Maradu,682304
Key Plan:
Drg.Tile:
WATCHMAN'S CABIN -SECTION AA
Drawn By:
REVATHI.K.S
Job No:
Checked:
Pramod.P
Site Check:
Date :
05-10-26
Rev No:
R0
Scale:
Drawing No:
WD-02
NORTH
Sheet No:
1
No
Date
Revision
No
Date
Prints issued to
By

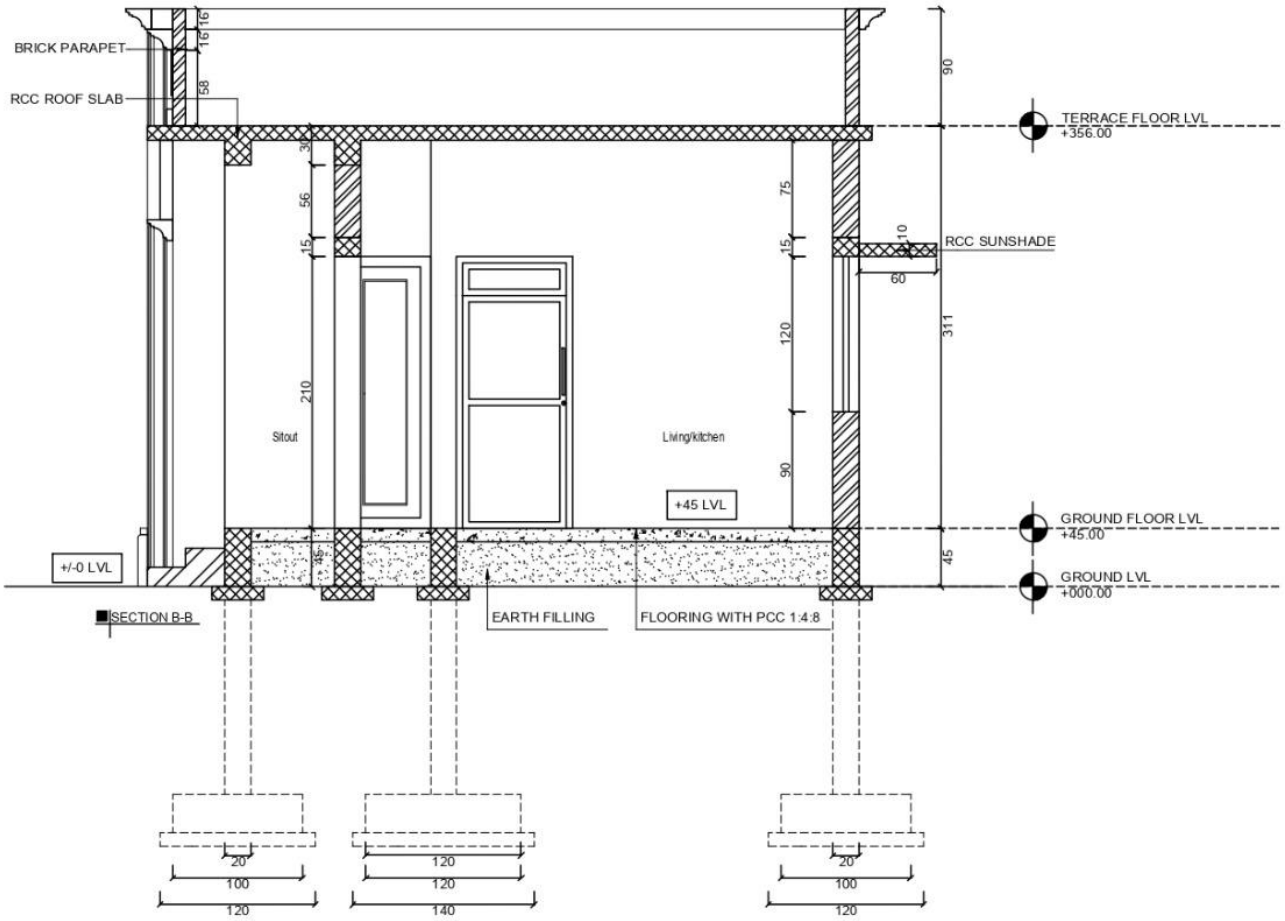

Note:	No	Date	Revision	No	Date	Prints issued to	By
This drawing is the property of M/s. SANKALP ARCHITECTS KOCHI-20 and is not to be used or reproduced without permission.							
Remarks:							
Remarksbe read only and not to be scaled from the drawing							

Key Plan:

Project:	INDIRA GANDHI COLLEGE OF NURSING AT THIRUVANIYOOR
Drg.Tile:	WATCHMAN'S CABIN -SECTION BB
Client:	M/s COCHIN CO OPERATIVE HOSPITALS SOCIETY Ltd NO: E 288
Drawn By:	REVATHI.K.S
Job No:	
Architects:	SANKALP ARCHITECTS XVIII/279-A T K Shanmathuran Road, Maradu,682304
Checked:	Pramod.P
Site Check:	
Date :	05-10-26
Rev No:	R0
Scale:	
Drawing No:	WD-02
NORTH	
Sheet No:	2



FRONT SIDE ELEVATION
SCALE

Note:
This drawing is the property of M/s. SANKALP ARCHITECTS KOCHI-20 and is not to be used or reproduced without permission.
Remarks:
Remarksbe read only and not to be scaled from the drawing

No	Date	Revision	No	Date	Prints issued to	By

Key Plan:

Project:
INDIRA GANDHI COLLEGE OF NURSING AT THIRUVANIYOOR

Client:
M/s COCHIN CO OPERATIVE HOSPITALS SOCIETY Ltd NO: E 288

Architects:
SANKALP ARCHITECTS
XVIII/279-A
T K Shanmathuran Road,
Maradu,682304

Drg.Tile:
WATCHMAN'S CABIN - FRONT SIDE ELEVATION

Drawn By:	Job No:		
REVATHI.K.S			
Checked:	Site Check:	Date :	Rev No:
Pramod.P		06-10-26	R0
Scale:	Drawing No:	NORTH	Sheet No:
	WD-03		1

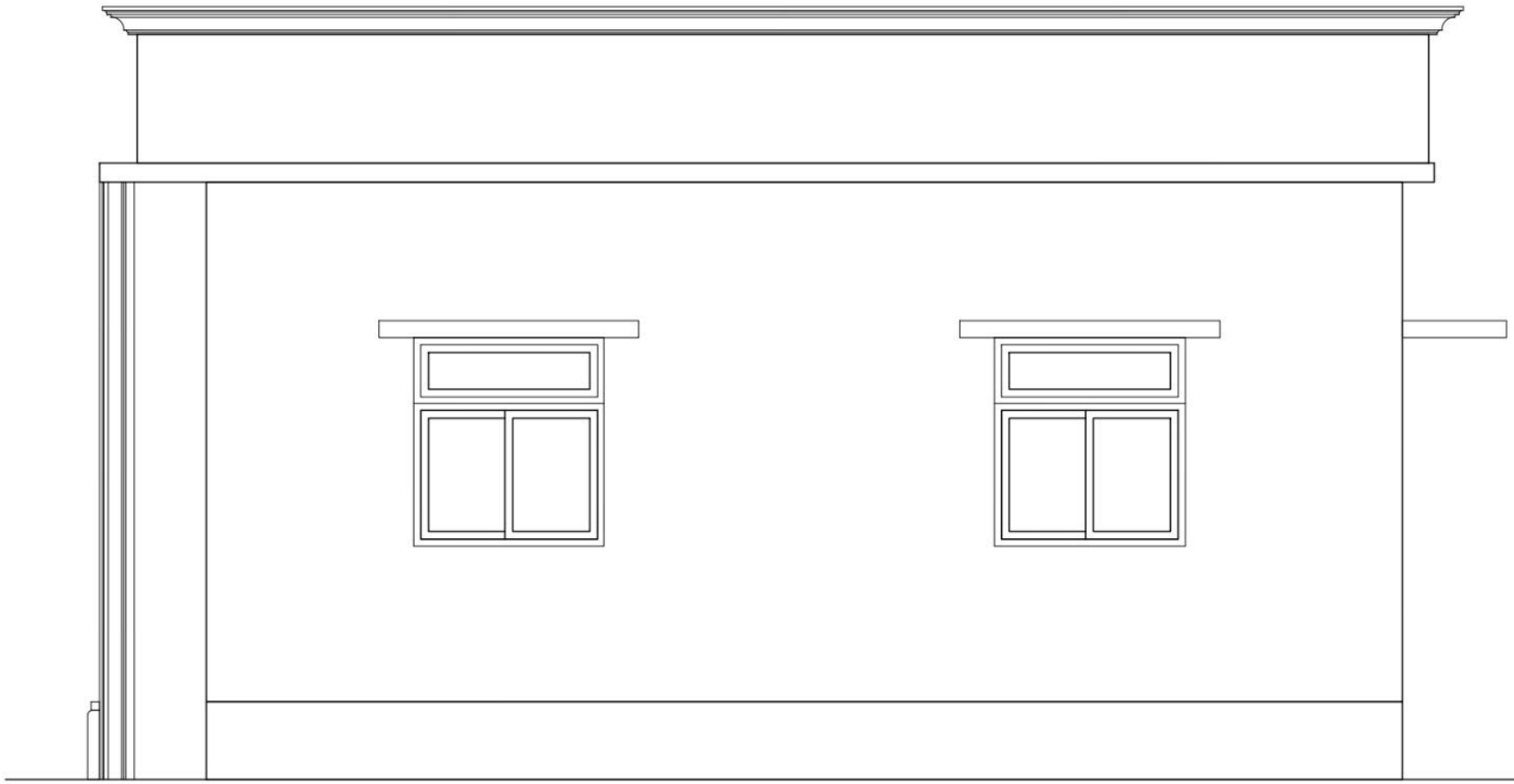

REAR SIDE ELEVATION
SCALE

Note:

This drawing is the property of M/s. SANKALP ARCHITECTS KOCHI-20 and is not to be used or reproduced without permission.

Remarks:

Remarksbe read only and not to be scaled from the drawing

No	Date	Revision	No	Date	Prints issued to	By

Key Plan:

Project:
INDIRA GANDHI COLLEGE OF NURSING AT THIRUVANIYOOR

Client:
M/s COCHIN CO OPERATIVE HOSPITALS SOCIETY Ltd NO: E 288

Architects:
SANKALP ARCHITECTS
XVIII/279-A
T.K Shanmathuran Road, Maradu,682304

Drg.Tile: WATCHMAN'S CABIN - REAR SIDE ELEVATION

Drawn By: REVATHI.K.S

Job No:

Checked:	Site Check:	Date :	Rev No:
Pramod.P		07-10-26	R0

Scale:	Drawing No:	NORTH	Sheet No:
	WD-03		04

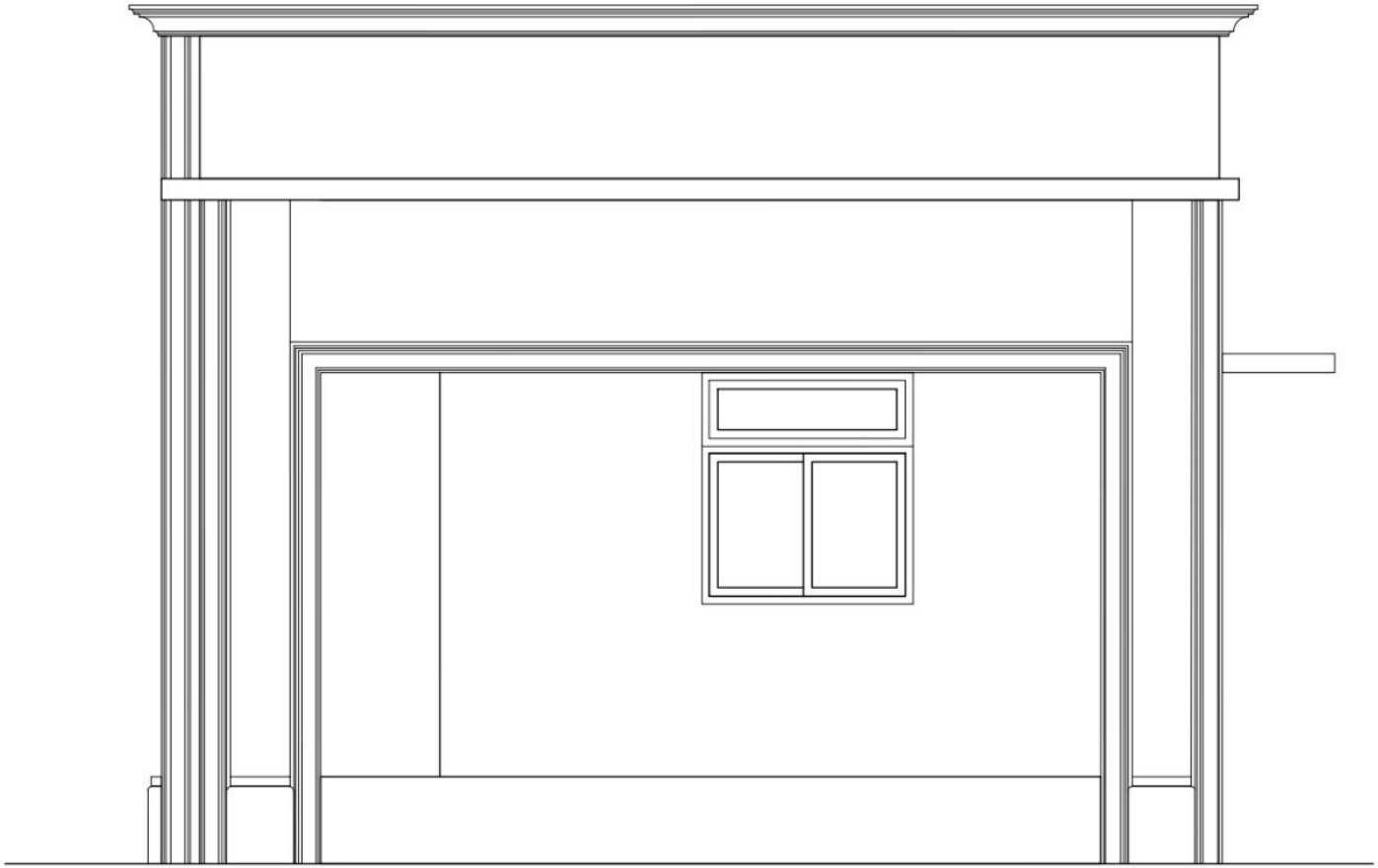

RIGHT SIDE ELEVATION
SCALE

Note:

This drawing is the property of M/s. SANKALP ARCHITECTS KOCHI-20 and is not to be used or reproduced without permission.

Remarks:

Remarksbe read only and not to be scaled from the drawing

No	Date	Revision	No	Date	Prints issued to	By

Key Plan:

Project:
INDIRA GANDHI COLLEGE OF NURSING AT THIRUVANIYOOR

Client:
M/s COCHIN CO OPERATIVE HOSPITALS SOCIETY Ltd NO: E 288

Architects:
SANKALP ARCHITECTS
XVIII/279-A
T K Shanmathuran Road,
Maradu,682304

Drg.Tile: WATCHMAN'S CABIN - RIGHT SIDE ELEVATION

Drawn By: REVATHI.K.S

Job No:

Checked:	Site Check:	Date :	Rev No:
Pramod.P		07-10-26	R0

Scale:	Drawing No:	NORTH	Sheet No:
	WD-03		02

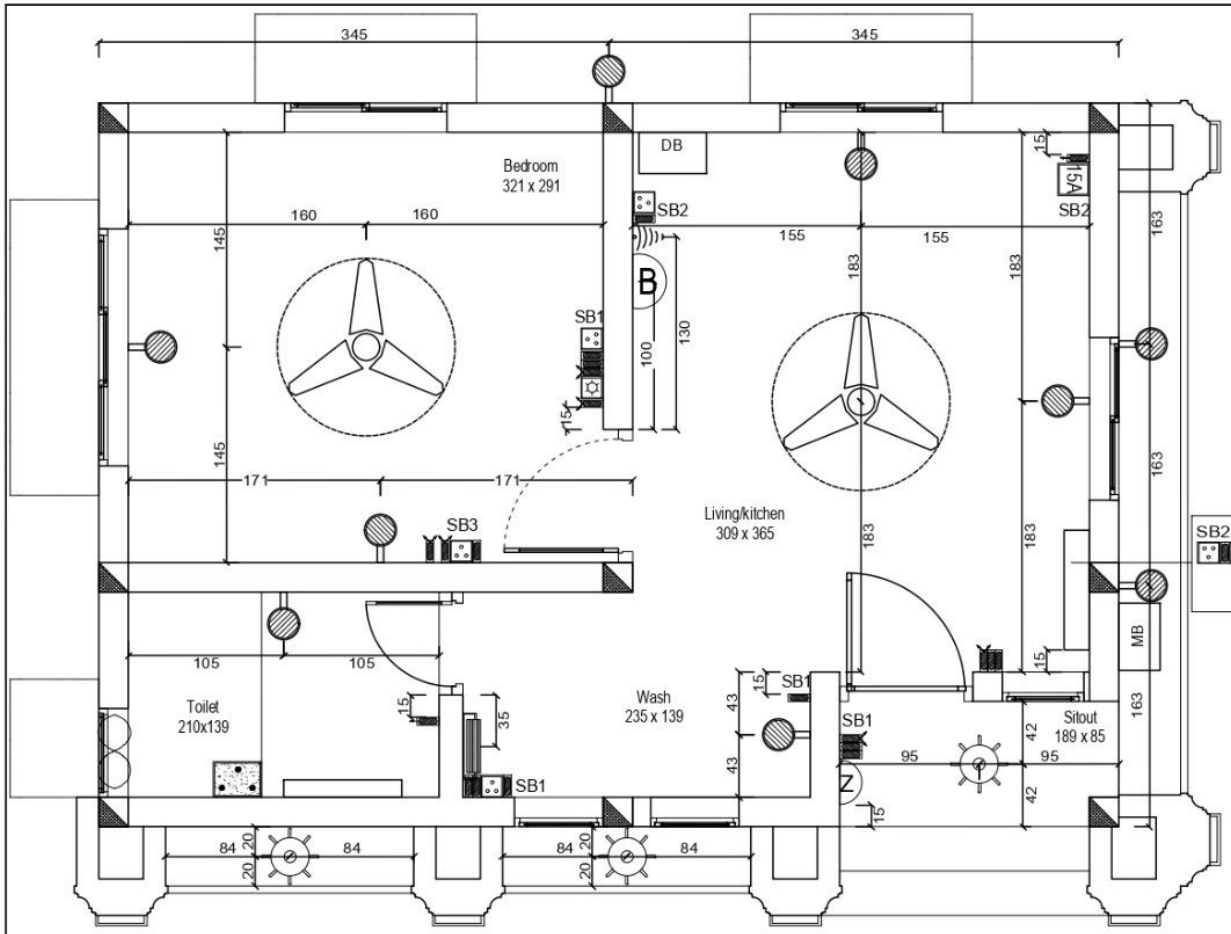

WATCHMAN SHED - PLAN
SCALE

ELECTRICAL LEGENDS		
SLNO	SYMBOL	PARTICULARS
1		CEILING LIHT
2		WALL LIGHT JUST ABOVE LINTEL
3		MIRROR LIGHT AT 180 CM HT. FROM FFL.
4		EXHAUST FAN ABOVE LINTEL.
5		FAN REGULATOR
6	SB1	SWITCH BOARD AT 135CM HT. FROM FFL.
7	SB2	SWITCH BOARD AT 105CM HT. FROM FFL.
8	SB3	SWITCH BOARD AT 60CM HT. FROM FFL.
9		SWITCH
10		2 WAY SWITCH
11		15A SWITCH
12		5A PP
13	15A	15A PP
14	DB	DISTRIBUTION BOARD AT 120CM HT. FROM FFL.
15	MB	METER BOX
16		CEILING FAN
17	Z	- BELL AT 135CM HT. FROM FFL.
18	B	- BELL BUZZER ABOVE LINTEL
19		WIFI POINT
20		- TV POINT AT 105CM HT. FROM FFL.
21		- WATER HEATER AT 240CM HT. FROM FFL.

Note:

This drawing is the property of M/s. SANKALP ARCHITECTS KOCHI-20 and is not to be used or reproduced without permission.

Remarks:

Remarksbe read only and not to be scaled from the drawing

No	Date	Revision	No	Date	Prints issued to	By

Key Plan:

Project:
INDIRA GANDHI COLLEGE OF NURSING AT THIRUVANIYOOR

Client:
M/s COCHIN CO OPERATIVE HOSPITALS SOCIETY Ltd NO: E 288

Architects:
SANKALP ARCHITECTS
XVIII/279-A
T K Shanmathuran Road,
Maradu,682304

Drg.Tile:
WATCHMAN'S CABIN - ELECTRICAL LAYOUT

Drawn By: REVATHI.K.S
Job No:
Checked: Pramod.P
Site Check:
Date : 07-10-26
Rev No: R0
Scale:
Drawing No: WD-05
NORTH
Sheet No: 02

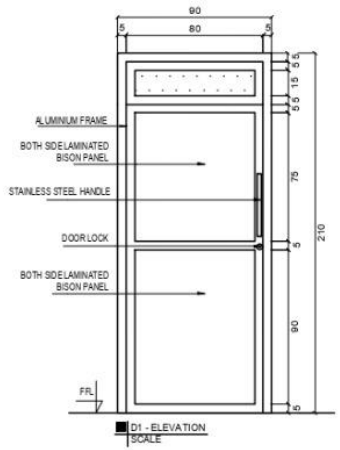

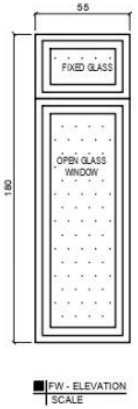

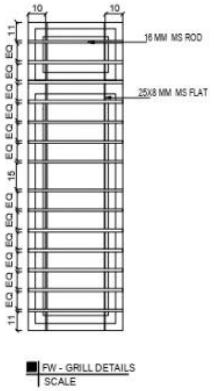

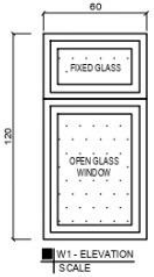

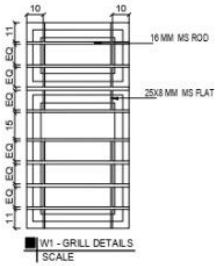

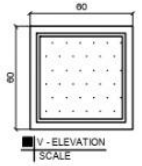

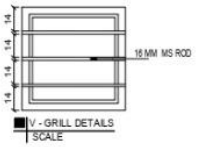

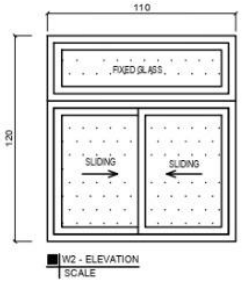

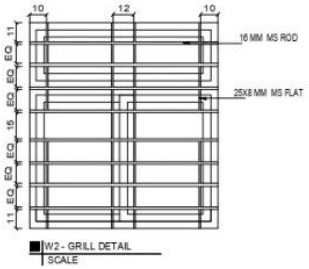

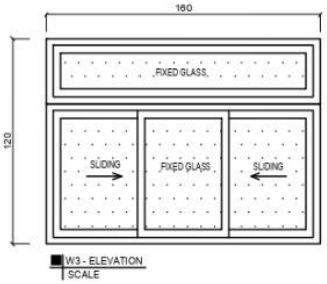

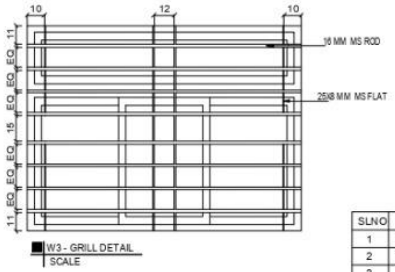

SLNO	PARTICULARS	SIZE	SILL HT.	NO
1	D1	90 X 210	+/- 0	2 NOS
2	FW - FRONT WINDOW	55 X 180	+30	1 NOS
3	W1	60 X 120	+ 90	2 NOS
4	W2	110 X 120	+ 90	3 NOS
5	W3	160 X 120	+ 90	1 NOS
6	V	60 X 60	+ 150	1 NOS

Note:

This drawing is the property of M/s. SANKALP ARCHITECTS KOCHI-20 and is not to be used or reproduced without permission.

Remarks:

Remarksbe read only and not to be scaled from the drawing

No	Date	Revision	No	Date	Prints issued to	By

Key Plan:

Project:
INDIRA GANDHI COLLEGE OF NURSING AT THIRUVANIYOOR

Client:
M/s COCHIN CO OPERATIVE HOSPITALS SOCIETY Ltd NO: E 288

Architects:
SANKALP ARCHITECTS
XVIII/279-A
T K Shanmathuran Road, Maradu,682304

Drg.Tile:
WATCHMAN'S CABIN
JOINERY DETAILS

Drawn By: REVATHI.K.S
Job No:
Checked: Pramod.P
Site Check:
Date : 09-10-26
Rev No: R0
Scale:
Drawing No: WD-04
NORTH
Sheet No: 1

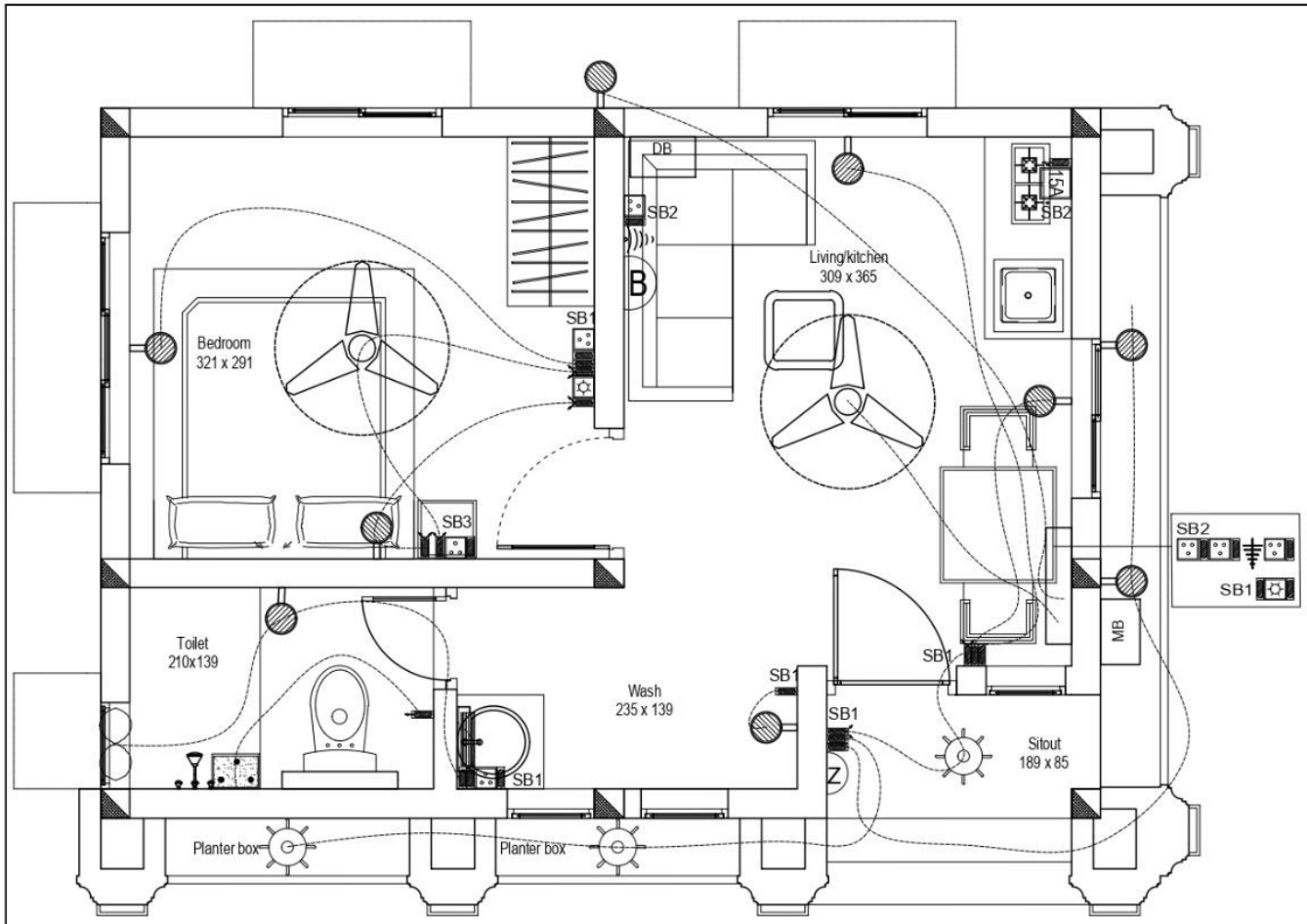

WATCHMAN SHED - PLAN
SCALE

ELECTRICAL LEGENDS		
SLNO	SYMBOL	PARTICULARS
1		CEILING LIHT
2		WALL LIGHT JUST ABOVE LINTEL
3		MIRROR LIGHT AT 180 CM HT. FROM FFL.
4		EXHAUST FAN ABOVE LINTEL.
5		FAN REGULATOR
6	SB1	SWITCH BOARD AT 135CM HT. FROM FFL.
7	SB2	SWITCH BOARD AT 105CM HT. FROM FFL.
8	SB3	SWITCH BOARD AT 60CM HT. FROM FFL.
9		SWITCH
10		2 WAY SWITCH
11		15A SWITCH
12		5A PP
13	15A	15A PP
14	DB	DISTRIBUTION BOARD AT 120CM HT. FROM FFL.
15	MB	METER BOX
16		CEILING FAN
17	Z	- BELL AT 135CM HT. FROM FFL.
18	B	- BELL BUZZER ABOVE LINTEL
19		WIFI POINT
20		- TV POINT AT 105CM HT. FROM FFL.
21		- WATER HEATER AT 240CM HT. FROM FFL.

Note:

This drawing is the property of M/s. SANKALP ARCHITECTS KOCHI-20 and is not to be used or reproduced without permission.

Remarks:

Remarksbe read only and not to be scaled from the drawing

No	Date	Revision	No	Date	Prints issued to	By

Key Plan:

Project:
INDIRA GANDHI COLLEGE OF NURSING AT THIRUVANIYOOR

Client:
M/s COCHIN CO OPERATIVE HOSPITALS SOCIETY Ltd NO: E 288

Architects:
SANKALP ARCHITECTS
XVIII/279-A
T K Shanmathuran Road,
Maradu,682304

Drg.Tile: WATCHMAN'S CABIN - ELECTRICAL LAYOUT

Drawn By: REVATHI.K.S

Job No:

Checked: Pramod.P

Site Check:

Date : 07-10-26

Rev No: R0

Scale:

Drawing No: WD-05

NORTH

Sheet No: 1

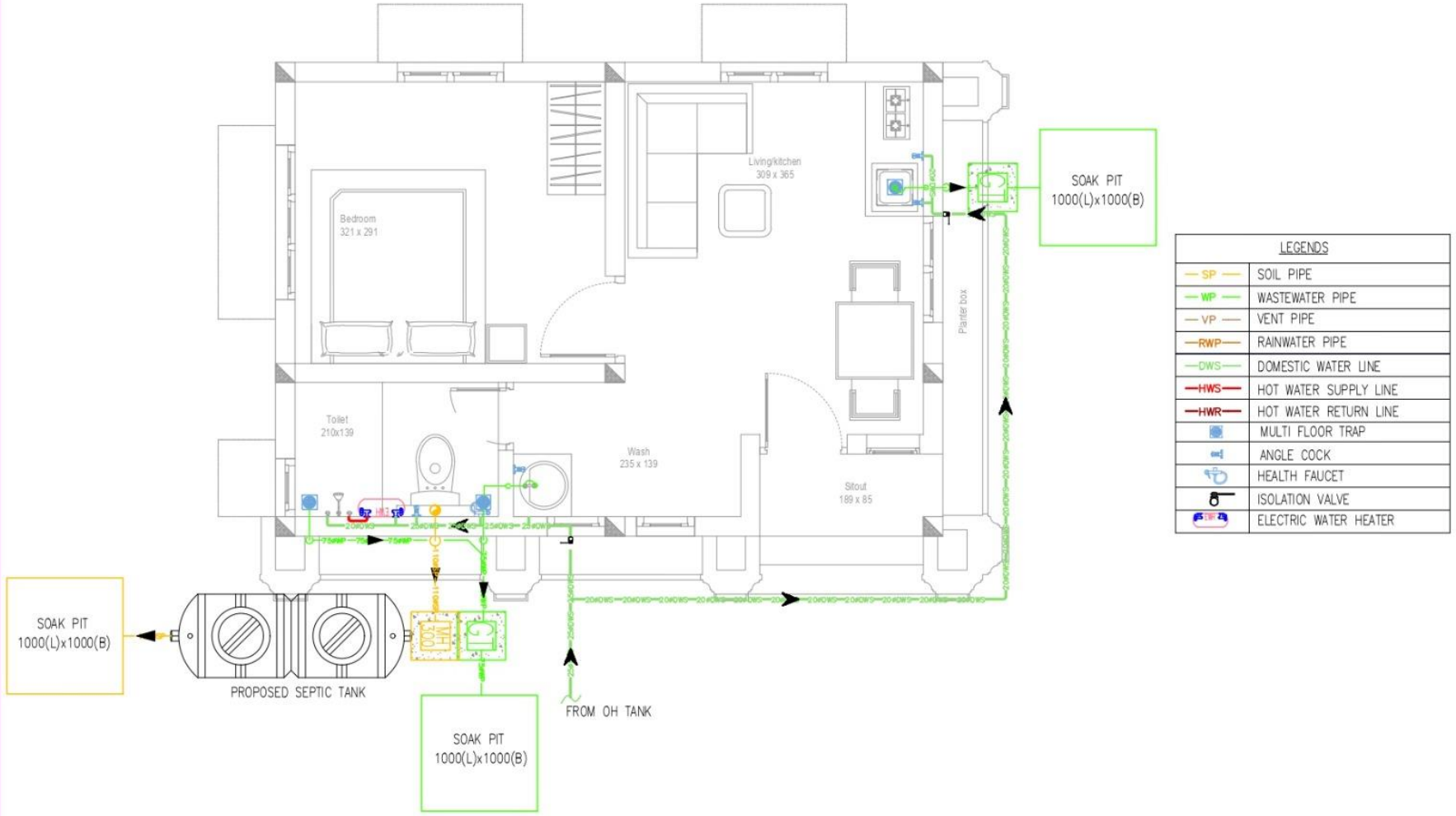

Note:

This drawing is the property of M/s. SANKALP ARCHITECTS KOCHI-20 and is not to be used or reproduced without permission.

Remarks:

Remarksbe read only and not to be scaled from the drawing

No	Date	Revision	No	Date	Prints issued to	By

Key Plan:

Project:
INDIRA GANDHI COLLEGE OF NURSING AT THIRUVANIYOOR

Client:
M/s COCHIN CO OPERATIVE HOSPITALS SOCIETY Ltd NO: E 288

Architects:
SANKALP ARCHITECTS
XVIII/279-A
T.K Shanmathuran Road,
Maradu,682304

Drg.Tile: WATCHMAN'S CABIN - PHE LAYOUT

Drawn By: REVATHI.K.S

Job No:

Checked: Pramod.P

Site Check:

Date : 08-10-26

Rev No: R0

Scale:

Drawing No: WD-06

NORTH

Sheet No: 01

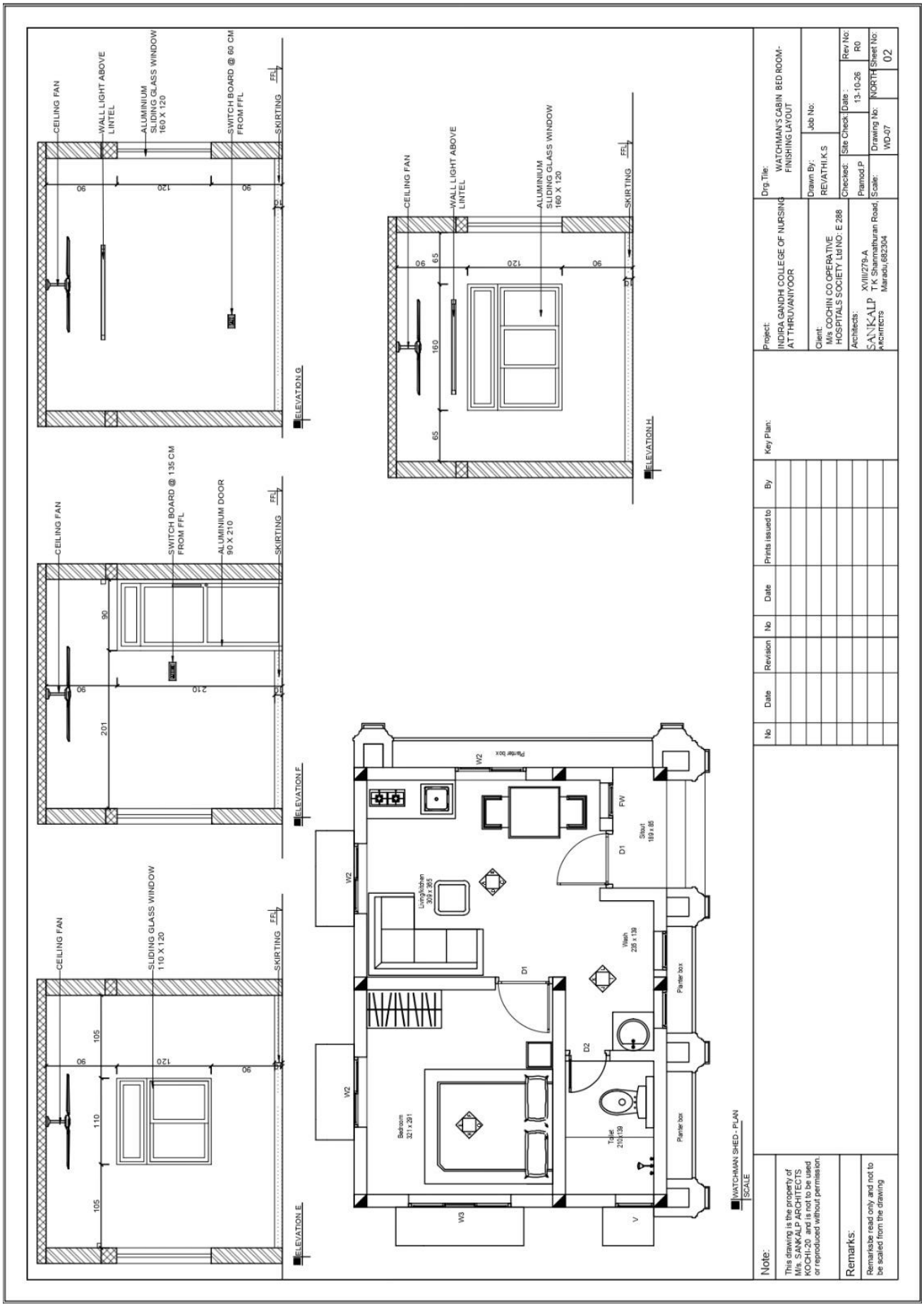
CEILING FAN
WALL LIGHT ABOVE LINTEL
ALUMINIUM SLIDING GLASS WINDOW 160 X 120
SWITCH BOARD @ 60 CM FROM FFL
SKIRTING
FFL
ELEVATION G
ELEVATION H
SWITCH BOARD @ 135 CM FROM FFL
ALUMINIUM DOOR 90 X 210
ELEVATION F
SLIDING GLASS WINDOW 110 X 120
ELEVATION E
Planter box
Living/kitchen 309 x 365
Sitout 189 x 85
Wash 235 x 139
Bedroom 321 x 291
Toilet 210x139
WATCHMAN SHED - PLAN
SCALE
Note:
This drawing is the property of M/s. SANKALP ARCHITECTS KOCHI-20 and is not to be used or reproduced without permission.
Remarks:
Remarksbe read only and not to be scaled from the drawing
No
Date
Revision
No
Date
Prints issued to
By
Key Plan:
Project:
INDIRA GANDHI COLLEGE OF NURSING AT THIRUVANIYOOR
Client:
M/s COCHIN CO OPERATIVE HOSPITALS SOCIETY Ltd NO: E 288
Architects:
SANKALP ARCHITECTS
XVIII/279-A
T K Shanmathuran Road, Maradu,682304
Drg.Tile:
WATCHMAN'S CABIN BED ROOM-FINISHING LAYOUT
Drawn By:
REVATHI.K.S
Job No:
Checked:
Pramod.P
Site Check:
Date :
13-10-26
Rev No:
R0
Scale:
Drawing No:
WD-07
NORTH
Sheet No:
02

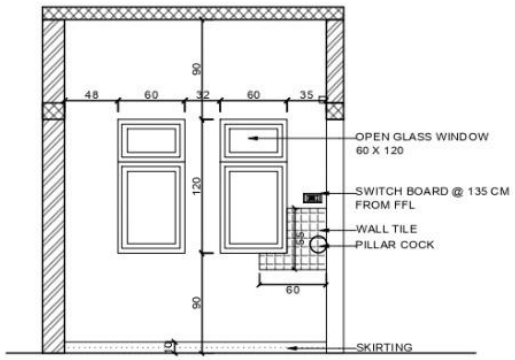

ELEVATION I

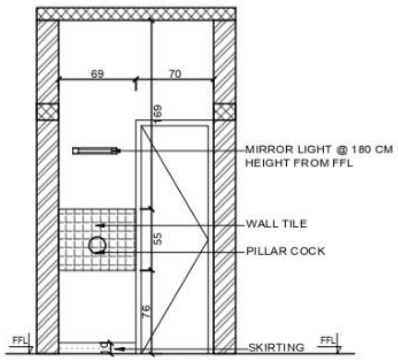

ELEVATION J

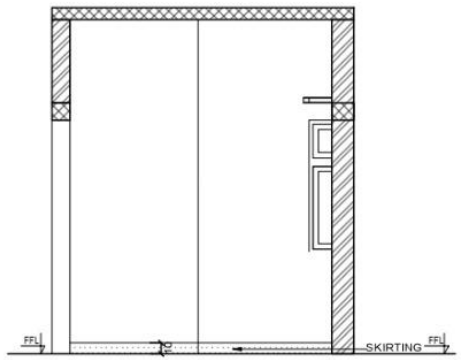

ELEVATION K

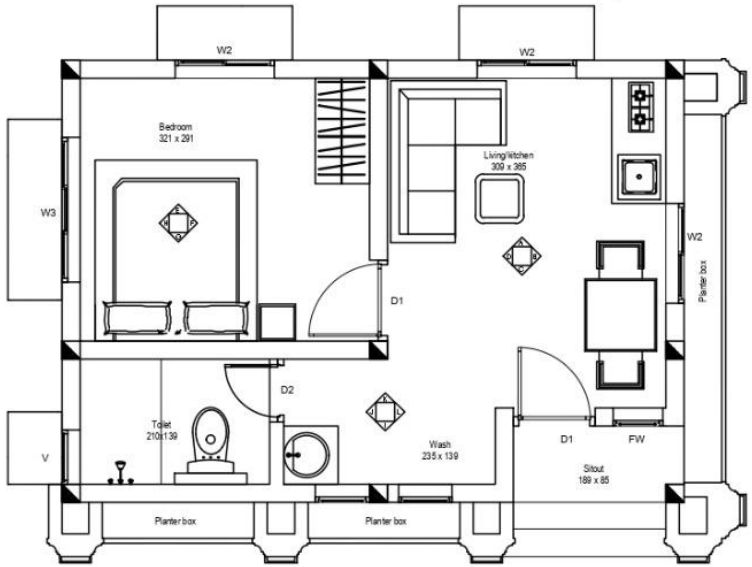

WATCHMAN SHED - PLAN
SCALE

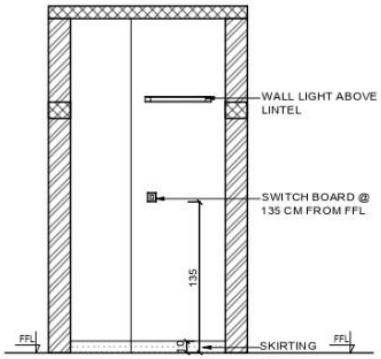

ELEVATION L

Note:

This drawing is the property of M/s. SANKALP ARCHITECTS KOCHI-20 and is not to be used or reproduced without permission.

Remarks:

Remarksbe read only and not to be scaled from the drawing

No	Date	Revision	No	Date	Prints issued to	By

Key Plan:

Project:
INDIRA GANDHI COLLEGE OF NURSING AT THIRUVANIYOOR

Client:
M/s COCHIN CO OPERATIVE HOSPITALS SOCIETY Ltd NO: E 288

Architects:
SANKALP ARCHITECTS
XVIII/279-A
T K Shanmathuran Road,
Maradu,682304

Drg.Tile:
WATCHMAN'S CABIN WASH AREA-FINISHING LAYOUT

Drawn By: REVATHI.K.S
Job No:

Checked:	Site Check:	Date :	Rev No:
Pramod.P		13-10-26	R0

Scale:	Drawing No:	NORTH	Sheet No:
	WD-07		03

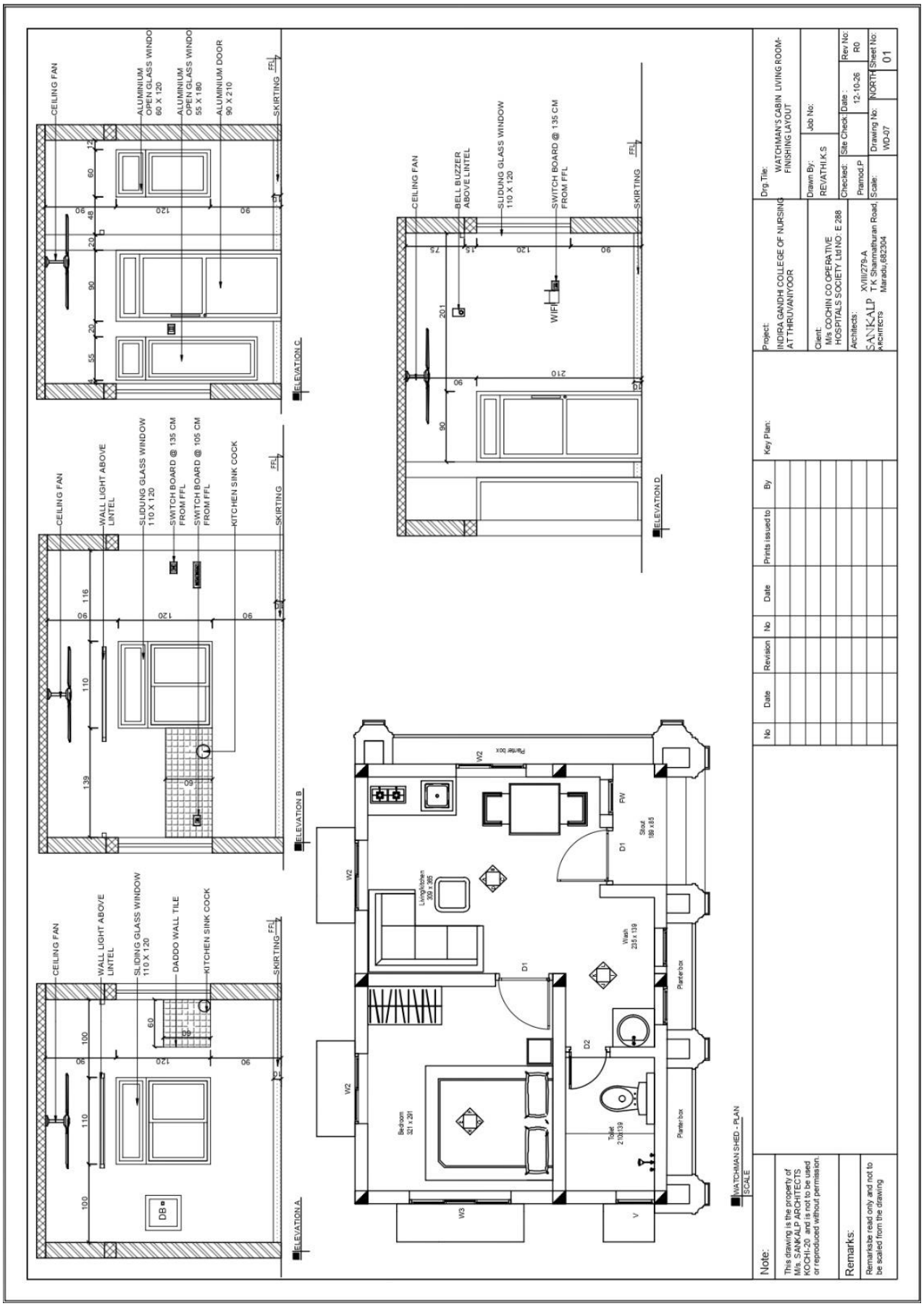
CEILING FAN
ALUMINIUM OPEN GLASS WINDO 60 X 120
ALUMINIUM OPEN GLASS WINDO 55 X 180
ALUMINIUM DOOR 90 X 210
SKIRTING
FFL
ELEVATION C
WALL LIGHT ABOVE LINTEL
SLIDUNG GLASS WINDOW 110 X 120
SWITCH BOARD @ 135 CM FROM FFL
SWITCH BOARD @ 105 CM FROM FFL
KITCHEN SINK COCK
ELEVATION B
DADDO WALL TILE
ELEVATION A
BELL BUZZER ABOVE LINTEL
WIFI
ELEVATION D
Planter box
Living/kitchen 309 x 365
Stout 189 x 85
Wash 235 x 139
Bedroom 321 x 291
Toilet 210x139
WATCHMAN SHED - PLAN
SCALE
Note:
This drawing is the property of M/s. SANKALP ARCHITECTS KOCHI-20 and is not to be used or reproduced without permission.
Remarks:
Remarks be read only and not to be scaled from the drawing
No
Date
Revision
Prints issued to
By
Key Plan:
Project:
INDIRA GANDHI COLLEGE OF NURSING AT THIRUVANIYOOR
Client:
M/s COCHIN CO OPERATIVE HOSPITALS SOCIETY Ltd NO: E 288
Architects:
SANKALP ARCHITECTS
XVIII/279-A
T K Shanmathuran Road, Maradu,682304
Drg.Tile:
WATCHMAN'S CABIN LIVING ROOM-FINISHING LAYOUT
Drawn By:
REVATHI.K.S
Job No:
Checked:
Pramod.P
Site Check:
Date :
12-10-26
Rev No:
R0
Scale:
Drawing No:
WD-07
NORTH
Sheet No:
01

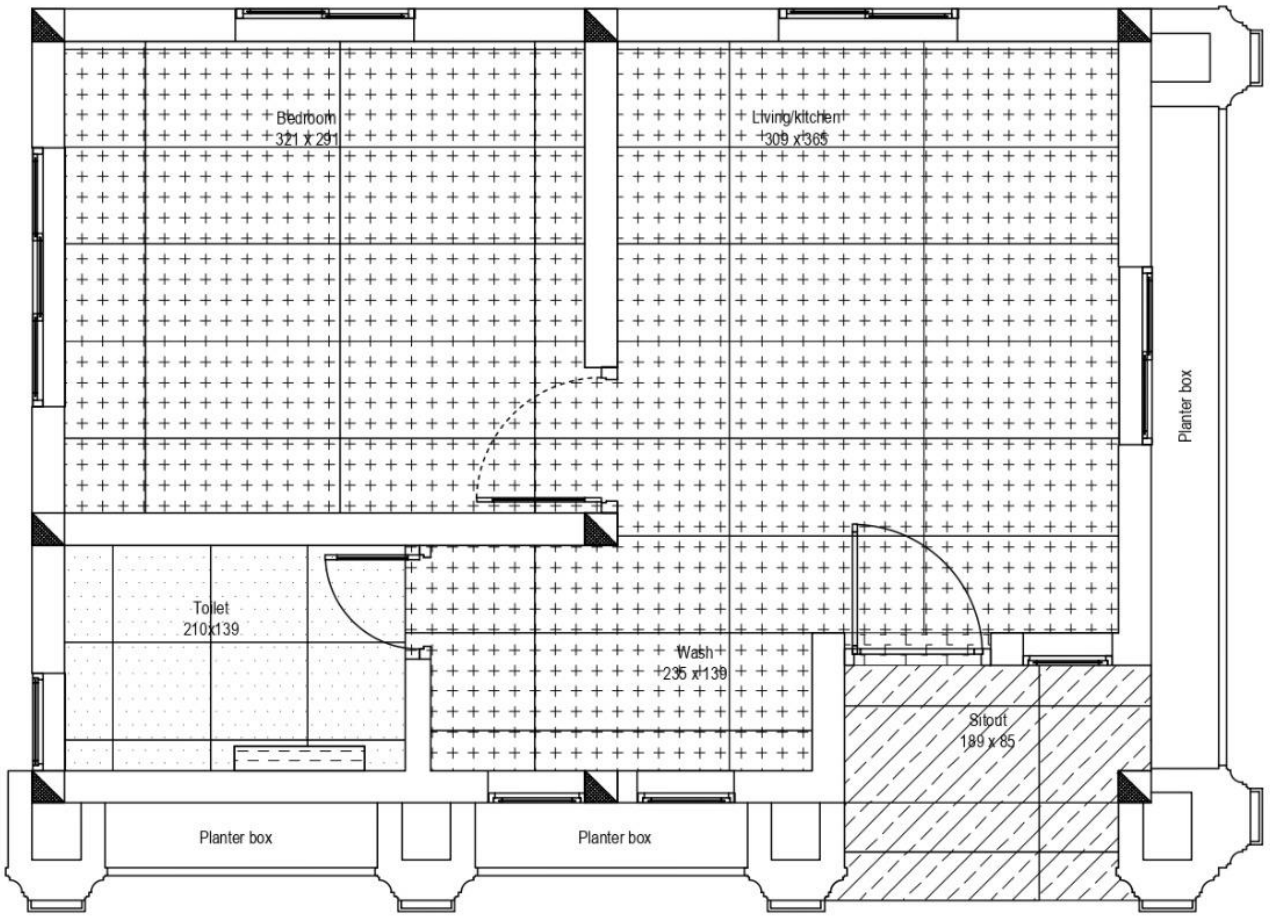

WATCHMAN SHED - PLAN

SCALE

Note:

This drawing is the property of M/s. SANKALP ARCHITECTS KOCHI-20 and is not to be used or reproduced without permission.

Remarks:

Remarksbe read only and not to be scaled from the drawing

No	Date	Revision	No	Date	Prints issued to	By

Key Plan:

Project:
INDIRA GANDHI COLLEGE OF NURSING AT THIRUVANIYOOR

Client:
M/s COCHIN CO OPERATIVE HOSPITALS SOCIETY Ltd NO: E 288

Architects:
SANKALP ARCHITECTS
XVIII/279-A
T K Shanmathuran Road,
Maradu,682304

Drg.Tile:
WATCHMAN'S CABIN -FLOOR TILE DETAILS

Drawn By: REVATHI.K.S

Job No:

Checked:	Site Check:	Date :	Rev No:
Pramod.P		03-10-26	R0

Scale:	Drawing No:	NORTH	Sheet No:
	WD-07		1

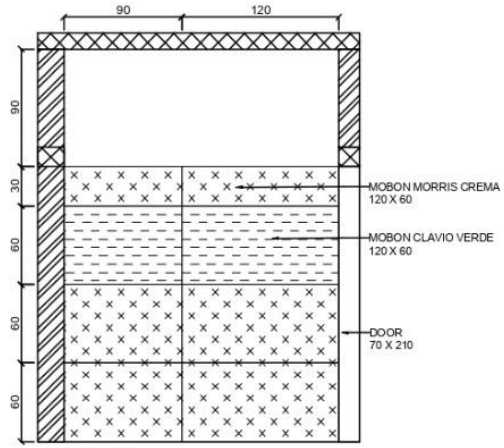

ELEVATION A
WALL TILE DETAILS

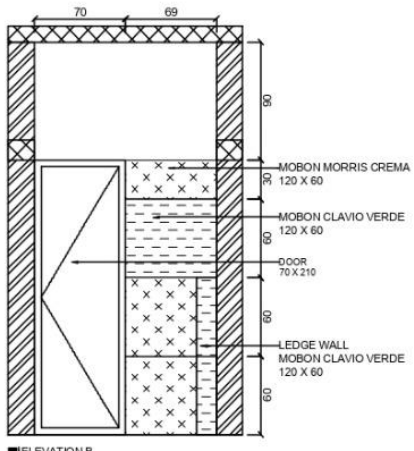

ELEVATION B
WALL TILE DETAILS

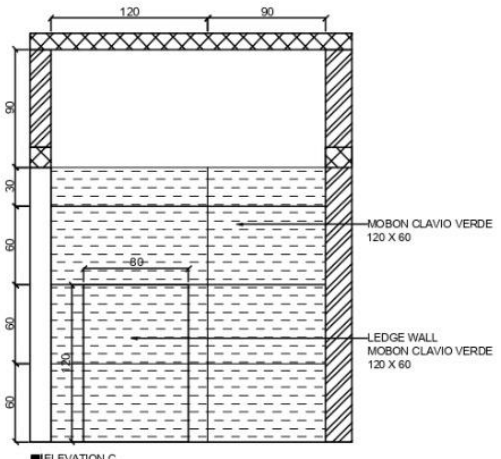

ELEVATION C
WALL TILE DETAILS

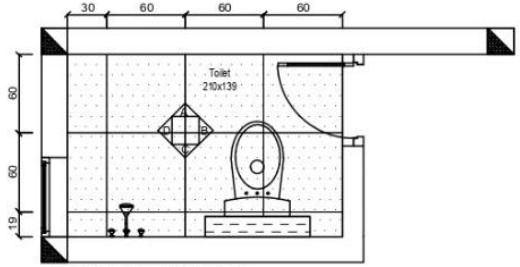

WATCHMAN SHED TOILET - PLAN
FLOOR TILE DETAILS

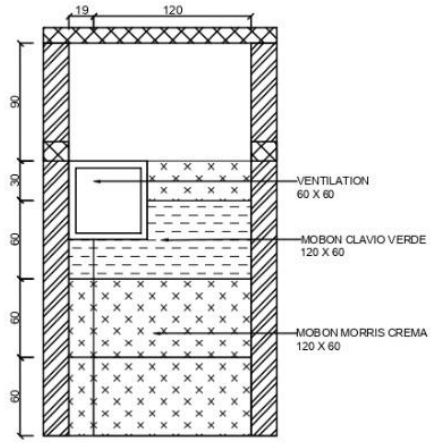

ELEVATION D
WALL TILE DETAILS



Note:	No	Date	Revision	No	Date	Prints issued to	By
This drawing is the property of M/s. SANKALP ARCHITECTS KOCHI-20 and is not to be used or reproduced without permission.							
Remarks:							
Remarksbe read only and not to be scaled from the drawing							

Key Plan:

Project:
INDIRA GANDHI COLLEGE OF NURSING
AT THIRUVANIYOOR

Client:
M/s COCHIN CO OPERATIVE
HOSPITALS SOCIETY Ltd NO: E 288

Architects:
SANKALP ARCHITECTS
XVIII/279-A
T K Shanmathuran Road,
Maradu,682304

Drg.Tile:
WATCHMAN'S CABIN
TOILET FLOOR TILE DETAILS

Drawn By: REVATHI.K.S
Job No:
Checked: Pramod.P
Site Check:
Date : 03-10-26
Rev No: R0
Scale:
Drawing No: WD-07
NORTH
Sheet No: 1

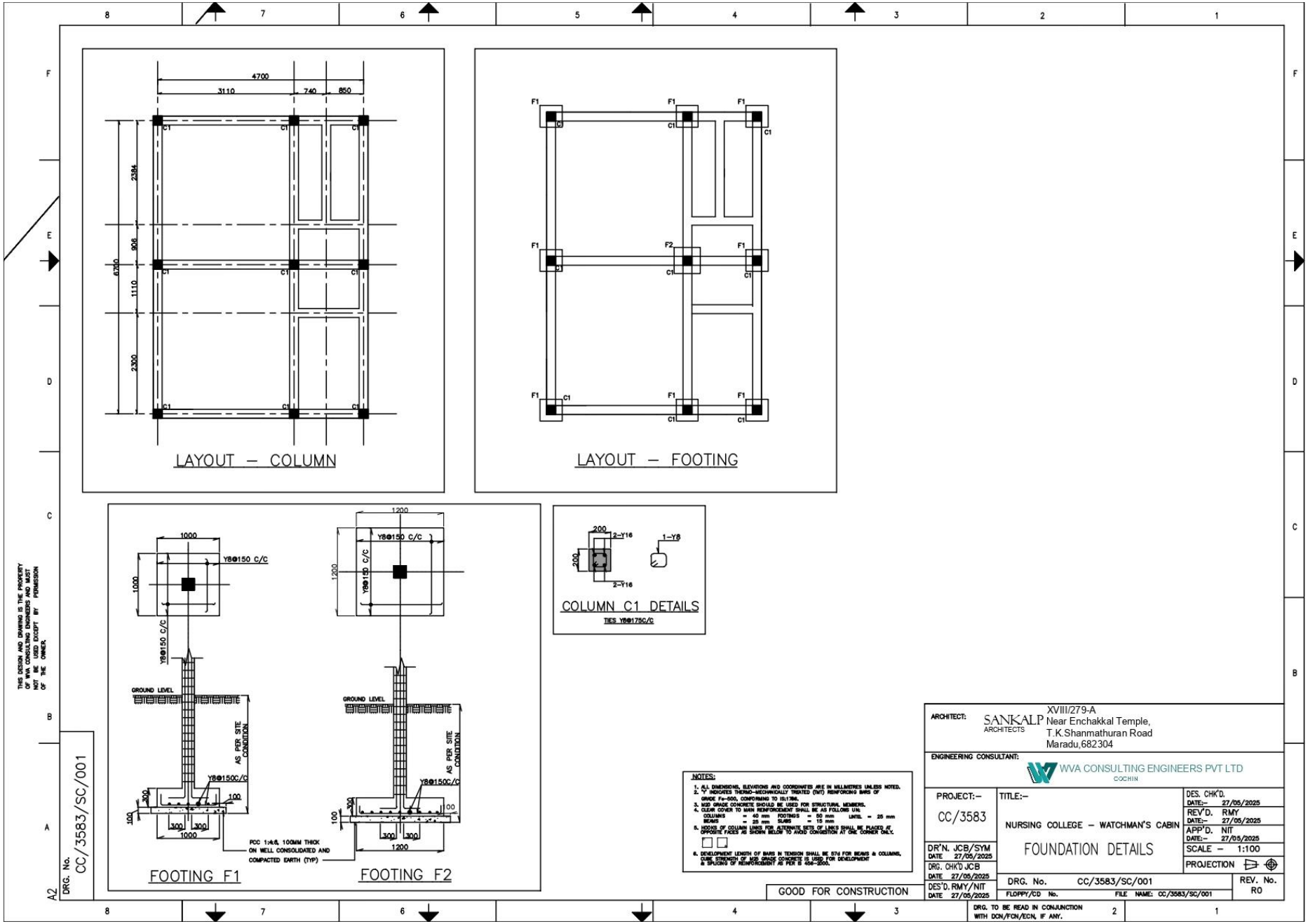
LAYOUT – COLUMN
LAYOUT – FOOTING
COLUMN C1 DETAILS
TIES Y8@175C/C
FOOTING F1
FOOTING F2
GROUND LEVEL
AS PER SITE CONDITION
FCC 1:4:8, 100MM THICK ON WELL CONSOLIDATED AND COMPACTED EARTH (TYP)
NOTES:
GOOD FOR CONSTRUCTION
ARCHITECT: SANKALP ARCHITECTS XVIII/279-A Near Enchakkal Temple, T.K.Shanmathuran Road Maradu,682304
ENGINEERING CONSULTANT: WVA CONSULTING ENGINEERS PVT LTD COCHIN
PROJECT:- CC/3583
TITLE:- NURSING COLLEGE – WATCHMAN'S CABIN
FOUNDATION DETAILS
DR'N. JCB/SYM DATE 27/05/2025
DRG. CHK'D JCB DATE 27/05/2025
DES'D. RMY/NIT DATE 27/05/2025
DES. CHK'D. DATE:- 27/05/2025
REV'D. RMY DATE:- 27/05/2025
APP'D. NIT DATE:- 27/05/2025
SCALE – 1:100
PROJECTION
DRG. No. CC/3583/SC/001
REV. No. R0
FLOPPY/CD No.
FILE NAME: CC/3583/SC/001
DRG. TO BE READ IN CONJUNCTION WITH DCN/FCN/ECN, IF ANY.
DRG. No. CC/3583/SC/001
A2
THIS DESIGN AND DRAWING IS THE PROPERTY OF M/s CONSULTING ENGINEERS AND MUST NOT BE USED EXCEPT BY PERMISSION OF THE OWNER.

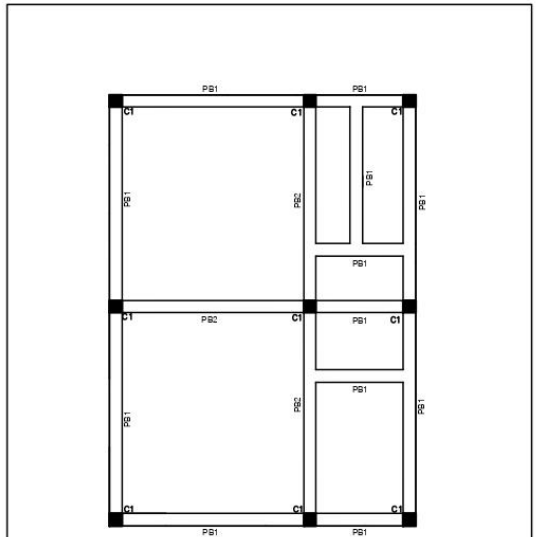

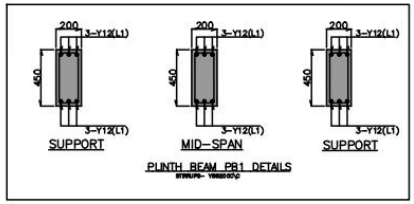

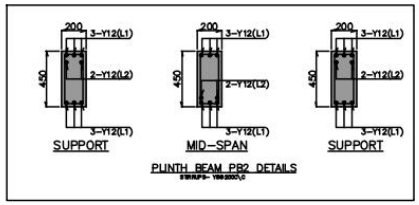

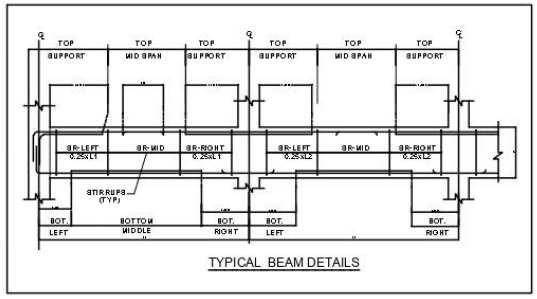

NOTES:

1. ALL DIMENSIONS, ELEVATIONS AND COORDINATES ARE IN MILLIMETRES UNLESS NOTED.
2. 'Y' INDICATES THERMO-MECHANICALLY TREATED (TMT) REINFORCING BARS OF GRADE Fe-500, CONFORMING TO IS:1786.
3. M20 GRADE CONCRETE SHOULD BE USED FOR STRUCTURAL MEMBERS.
4. CLEAR COVER TO MAIN REINFORCEMENT SHALL BE AS FOLLOWS UN:
   COLUMNS = 40 mm FOOTINGS = 50 mm LINTEL = 25 mm
   BEAMS = 25 mm SLABS = 15 mm
5. HOOKS OF COLUMN LINKS FOR ALTERNATE SETS OF LINKS SHALL BE PLACED AT OPPOSITE FACES AS SHOWN BELOW TO AVOID CONGESTION AT ONE CORNER ONLY.
6. DEVELOPMENT LENGTH OF BARS IN TENSION SHALL BE 57ϕ FOR BEAMS & COLUMNS. CUBE STRENGTH OF M25 GRADE CONCRETE IS USED FOR DEVELOPMENT & SPLICING OF REINFORCEMENT AS PER IS 456–2000.

THIS DESIGN AND DRAWING IS THE PROPERTY OF M/s SANKALP ARCHITECTS AND MUST NOT BE USED EXCEPT BY PERMISSION OF THE OWNER.

DRG. No. CC/3583/SC/002

A2

GOOD FOR CONSTRUCTION

ARCHITECT: SANKALP ARCHITECTS
XVIII/279-A
Near Enchakkal Temple,
T.K.Shanmathuran Road
Maradu,682304

ENGINEERING CONSULTANT: WVA CONSULTING ENGINEERS PVT LTD COCHIN

PROJECT:– CC/3583

TITLE:– NURSING COLLEGE – WATCHMAN'S CABIN
PLINTH BEAM DETAILS

DES. CHK'D. DATE:– 27/05/2025
REV'D. RMY DATE:– 27/05/2025
APP'D. NIT DATE:– 27/05/2025
SCALE – 1:100
PROJECTION

DR'N. JCB/SYM DATE 27/05/2025
DRG. CHK'D JCB DATE 27/05/2025
DES'D. RMY/NIT DATE 27/05/2025

DRG. No. CC/3583/SC/002
REV. No. R0
FLOPPY/CD No. FILE NAME: CC/3583/SC/002

DRG. TO BE READ IN CONJUNCTION WITH DCN/FCN/ECN, IF ANY.

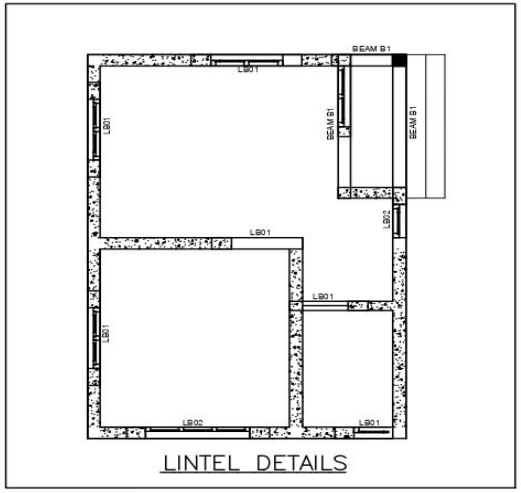

SCHEDULE OF LINTEL BEAM				
TYPE	SPAN(M)	SIZE (MM)	REINFORCEMENT	STIRUPS
LB01	0.0–1.5	200X150	2Y8(T&B)	Y8@200C\C
LB02	1.5–3.0	200X200	2Y8(T&B)	Y8@200C\C
LB03		150X150	2Y8(T&B)	Y8@200C\C
LB04		100X150	1Y10(T&B)	Y8@200C\C

PROVIDE LB01 BEAM THROUGHOUT AT LINETL LEVEL

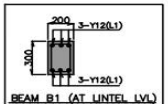

BEAM B1 (AT LINTEL LVL)
STIRUPS –Y8@175C\C

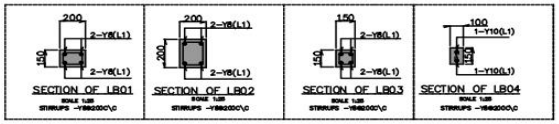

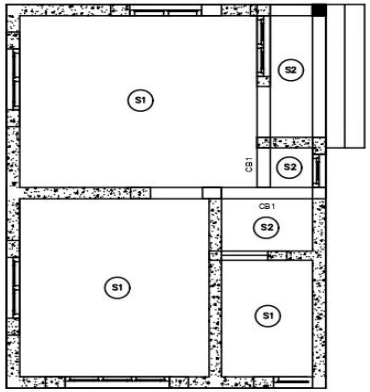

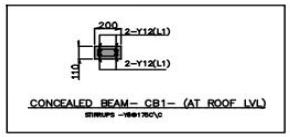

CONCEALED BEAM– CB1– (AT ROOF LVL)
STIRUPS –Y8@175C\C

SLAB SERIES	SLAB THICKNESS	BOTTOM REINFORCEMENT				TOP REINFORCEMENT					
		ALONG SHORT SPAN		ALONG LONG SPAN		OVER LONG SUPPORT		OVER SHORT SUPPORT			
		FULL LENGTH	CURTAILED	FULL LENGTH	CURTAILED	CONTINUOUS SUPPORT	END SUPPORT	CONTINUOUS SUPPORT	END SUPPORT	DISTRIBUTION	REMARKS
S1	110	Y8 @ 200C/C	----	Y8 @ 200 C/C	----	Y8 @ 200 C/C	Y8 @ 200 C/C	Y8 @ 200 C/C	Y8 @ 200 C/C	Y8 @ 200 C/C	TWO WAY
S2	110	Y8 @ 200C/C AT BOTH TOP & BOTTOM									

NOTES:
1. ALL DIMENSIONS, ELEVATIONS AND COORDINATES ARE IN MILLIMETRES UNLESS NOTED.
2. 'Y' INDICATES THERMO-MECHANICALLY TREATED (TMT) REINFORCING BARS OF GRADE Fe–500, CONFORMING TO IS:1786.
3. M30 GRADE CONCRETE SHOULD BE USED FOR STRUCTURAL MEMBERS.
4. CLEAR COVER TO MAIN REINFORCEMENT SHALL BE AS FOLLOWS UN:
   COLUMNS = 40 mm FOOTINGS = 65 mm LINTEL = 25 mm
   BEAMS = 25 mm SLABS = 15 mm
5. HOOKS OF COLUMN LINKS FOR ALTERNATE SETS OF LINKS SHALL BE PLACED AT OPPOSITE FACES AS SHOWN BELOW TO AVOID CONGESTION AT ONE CORNER ONLY.
6. DEVELOPMENT LENGTH OF BARS IN TENSION SHALL BE 57ϕ FOR BEAMS & COLUMNS, CUBE STRENGTH OF M25 GRADE CONCRETE IS USED FOR DEVELOPMENT & SPLICING OF REINFORCEMENT AS PER IS 456–2000.

GOOD FOR CONSTRUCTION

DRG. TO BE READ IN CONJUNCTION WITH DCN/FCN/ECN, IF ANY.

ARCHITECT: SANKALP ARCHITECTS, XVIII/279-A Near Enchakkal Temple, T.K.Shanmathuran Road Maradu,682304

ENGINEERING CONSULTANT: WVA CONSULTING ENGINEERS PVT LTD COCHIN

PROJECT:– CC/3583

TITLE:– NURSING COLLEGE – WATCHMAN'S CABIN
LINTEL & ROOF DETAILS

DR'N. JCB/SYM DATE 27/05/2025
DRG. CHK'D JCB DATE 27/05/2025
DES'D. RMY/NIT DATE 27/05/2025

DES. CHK'D. DATE:– 27/05/2025
REV'D. RMY DATE:– 27/05/2025
APP'D. NIT DATE:– 27/05/2025
SCALE – 1:100
PROJECTION

DRG. No. CC/3583/SC/003
REV. No. R0
FLOPPY/CD No. FILE NAME: CC/3583/SC/003

DRG. No. CC/3583/SC/003
A2

THIS DESIGN AND DRAWING IS THE PROPERTY OF WVA CONSULTING ENGINEERS AND MUST NOT BE USED EXCEPT BY PERMISSION OF THE OWNER.

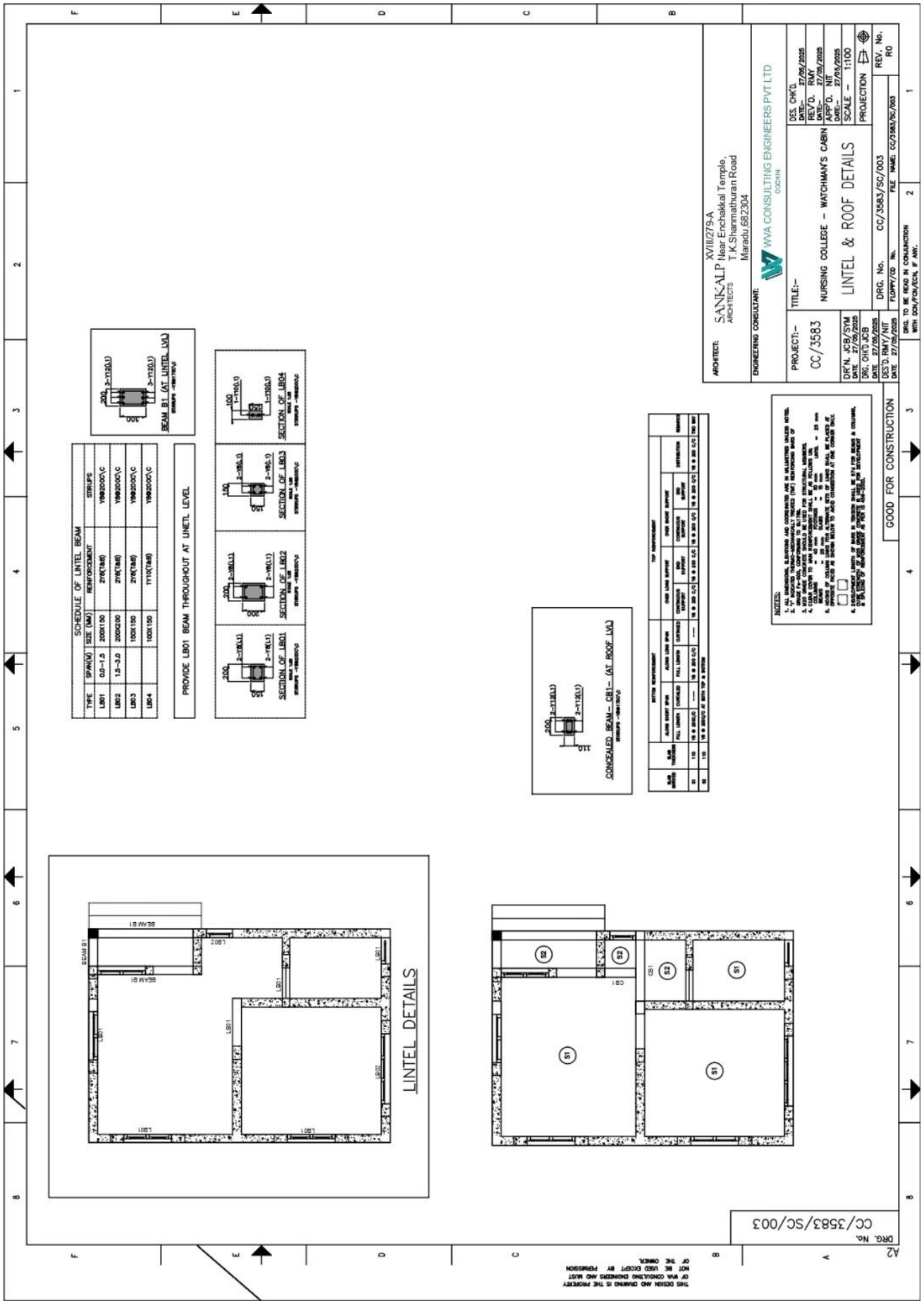
ARCHITECT: SANKALP ARCHITECTS XVIII/2794 Near Enchakkal Temple, T.K.Shanmathuran Road Maradu 682304
ENGINEERING CONSULTANT: WVA CONSULTING ENGINEERS PVT LTD COCHIN
PROJECT:- CC/3583
TITLE:- NURSING COLLEGE - WATCHMAN'S CABIN
LINTEL & ROOF DETAILS
DRG. No. CC/3583/SC/003
REV. No. R0
GOOD FOR CONSTRUCTION
SCHEDULE OF LINTEL BEAM
PROVIDE LB01 BEAM THROUGHOUT AT LINTEL LEVEL
BEAM B1 (AT LINTEL LVL)
SECTION OF LB01
SECTION OF LB02
SECTION OF LB03
SECTION OF LB04
CONCEALED BEAM- CB1- (AT ROOF LVL)
LINTEL DETAILS
NOTES:
THIS DESIGN AND DRAWING IS THE PROPERTY OF WVA CONSULTING ENGINEERS AND MUST NOT BE USED EXCEPT BY PERMISSION OF THE OWNER.
DRG. No. CC/3583/SC/003
A2

10. Bill Of Quantities

Construction of the Watchman's Cabin at Indira Gandhi College of Nursing, Thiruvaniyur, Ernakulam District					
		Date: 12.11.2026		Tender No: IGCON/CIVIL/2026-01	
BILL OF QUANTITIES					
PART I - CIVIL WORK					
SL NO	ITEM OF WORK	QUANITY	UNIT	RATE	AMOUNT
1	Clearing jungle including uprooting of rank vegetation, grass, brush wood, trees and saplings of girth up to 30 cm measured at a height of 1 m above ground level and removal of rubbish up to a distance of 50 m outside the periphery of the area cleared	100.00	Sqm		
2	Earth work in excavation by mechanical means (Hydraulic excavator) /manual means in foundation trenches or drains (not exceeding 1.5 m in width or 10 sqm on plan), including dressing of sides and ramming of bottoms, lift up to 1.5 m, including getting out the excavated soil and disposal of surplus excavated soil as directed, within a lead of 50 m.All kinds of soil	26.96	Cum		
3	Providing and laying in position cement concrete of specified grade excluding the cost of centering and shuttering-All work up to plinth level 1:4:8 (1 Cement : 4 coarse sand (zone-III) : 8 graded stone aggregate 40 mm nominal size).	6.13	Cum		
4	Centering and shuttering including strutting, propping etc. and removal of form work for: Foundations, footings, bases for columns	4.40	Sqm		
5	Centering and shuttering including strutting, etc. and removal of form for: Foundations, footings, bases of columns, etc for mass concrete.	11.04	Sqm		
6	Centering and shuttering including strutting, etc. and removal of form for: Lintels, beams, plinth beams, girders bressumers and cantilevers.	82.02	Sqm		
7	Centering and shuttering including strutting, etc. and removal of form for: Columns, Pillars, Piers, Abutments, Posts and Struts.	36.36	Sqm		
8	Providing and laying in position specified grade of reinforced cement concrete, excluding the cost of centering, shuttering, finishing and reinforcement - All work up to plinth level: 1:1:5:3 (1 cement 1.5 coarse sand :3 graded stone aggregate 20 mm nominal size).	6.14	Cum		

9	Reinforced cement concrete work in beams, suspended floors, roofs, having slope up to 150 landings, balconies, shelves, chajjas, lintels, bands, plain window sills, staircases and spiral stair cases up to floor five level excluding the cost of centering, shuttering, finishing and reinforcement, with1:1.5:3 (1 cement : 1.5 coarse sand (Zone III) : 3 graded stone aggregate 20 mm nominal size).	6.36	Cum		
10	Providing and laying cement concrete in retaining walls, return walls, walls (any thickness) including attached pilasters, columns, piers, abutments, pillars, posts, struts,buttresses, string or lacing courses, parapets, coping, bed blocks, anchor blocks, plain window sills, fillets, sunken floor, etc. up to floor five level, excluding the cost of centering, shuttering and finishing: 1:11/2:3 (1 cement : 11/2 coarse sand :3 graded stone aggregate 20 mm nominal size).	1.82	Cum		
11	Providing and fixing Steel reinforcement for RCC work including straightening, cutting, bending, placing in position and binding all complete work using Thermo Mechanically Treated bars Fe500D up to roof level.	1339.01	Kg		
12	Filling available excavated earth (excluding rock) in trenches, plinth, sides of foundations etc. in layers not exceeding 20cm in depth, consolidating each deposited layer by ramming and watering, lead up to 50 m and lift upto 1.5 m.	21.00	Cum		
13	Solid block masonry using pre cast solid blocks (Factory made) of size 30x20x20cm or nearest available size confirming to IS 2185 Part I of 1979 for super structure up to floor two level thickness 20cm and above in: CM 1:6 (1 cement : 6 coarse sand) etc complete	20.64	Cum		
14	12 mm cement plaster of mix: 1:4 (1 cement : 4 fine sand).	278.31	Sqm		
15	White washing with lime to give an even shade: New work (three or more coat).	278.31	Sqm		
16	Finishing with Deluxe Multi surface paint system for interiors and exteriors using primer as per manufacturers specifications: PFinishing walls with Acrylic Smooth exterior paint of required shade: New work (Two or more coat applied @ 1.67 ltr/10 sqm over and including priming coat of exterior primer applied @ 2.20 kg/10 sqm)ainting wood work with Deluxe Multi Surface Paint of required shade. Two or more coat applied @ 0.90 ltr/10 sqm over an under coat of primer applied @ 0.75 ltr/10 sqm of approved brand and manufacture.	278.31	Sqm		
17	Providing and laying vitrified floor tiles in different sizes (thickness to be specified by the manufacturer) with water absorption less than 0.08% and conforming to IS : 15622, of approved make, in all colours and shades, laid on 20 mm thick cement mortar 1:4(1 cement : 4 coarse sand), including grouting the joints with white cement and matching pigments etc., complete.	50.75	Sqm		

18	Grouting the joints of flooring tiles having joints of 3 mm width, using epoxy grout mix of 0.70 kg of organic coated filler of desired shade (0.10 kg of hardener and 0.20 kg of resin per kg), including filling / grouting and finishing complete asper direction of Engineer-in-charge.	20.82	Sqm		
19	Providing and fixing M.S. Grills of required pattern in frames of windows etc. with M.S. flats, square or round bars etc. including priming coat with approved steel primer all complete.Fixed to openings/ wooden frames with rawl plugs screws etc	83.65	Kg		
20	Providing and fixing aluminium work for doors, windows, ventilators and partitions with extruded built up standard tubular sections/ appropriate Z sections and other sections of approved make conforming to IS : 733 and IS: 1285, fixing with dash fasteners of required dia and size, including necessary filling up the gaps at junctions, i.e. at top, bottom and sides with required EPDM rubber/ neoprene gasket etc. Aluminium sections shall be smooth, rust free, straight, mitred and jointed mechanically wherever required including cleat angle, Aluminnium snap beading for glazing /paneling, C.P. brass/ stainless steel screws, all complete as per architectural drawings and the directions of Engineer-in-charge.(Glazing, paneling and dash fasteners to be paid for separately):Powder coated aluminium (minimum thickness of powder coating 50 micron)	72.93	Kg		
21	For shutters of doors, windows & ventilators including providing and fixing hinges / pivots and making provision for fixing of fittings wherever required including the cost of EPDM rubber/ neoprene gasket required (Fittings shall be paid for separately) Polyester powder coated aluminium (minimum thickness of polyester powder coating 50 micorn)	86.37	Kg		
22	Providing and fixing glazing in aluminium door, window, ventilator shutters and partitions etc. with EPDM rubber / neoprene gasket etc. complete as per the architectural drawings and the directions of Engineer - in -Charge. (Cost of aluminium snap beading shall be paid in basic item): With float glass panes of 4.0 mm thickness.	7.21	Sqm		
23	Providing and fixing with 8mm thick bison panel both side laminated for top , bottom and middle panels of door shutters with EPDM rubber gaskets, etc Complete as per the directions of the Engineer in Charge	1.89	Sqm		
24	Filling the gap in between aluminium frame & adjacent RCC/ Brick/ Stone work by providing weather silicon sealant over backer rod of approved quality as per architectural drawings and direction of Engineer-in-charge complete. Upto 5mm depth and 5 mm width	45	m		
25	Providing and fixing bright finished brass tower bolts (barrel type) with necessary screws etc. complete: 150x10 mm	18.00	Nos		
26	Providing and fixing bright finished 100 mm mortice lock with 6 levers without pair of handles of approved quality for aluminium door, with necessary screws etc complete as per direction of Engineer- in-charge.	2.00	Nos		

27	Providing and fixing bright finished brass tower bolts (barrel type) with necessary screws etc. complete:250x10 mm	4.00	Nos		
28	Providing and fixing IS : 12817 marked stainless steel butt hinges with stainless steel screws etc. complete: 125x64x1.90 mm.	6.00	Nos		
29	Providing and fixing aluminium handles, ISI marked, anodised (anodic coating not less than grade AC 10 as per IS : 1868) transparent or dyed to required colour or shade, with necessary screws etc. complete: 125 mm	20.00	Nos		
30	Providing and fixing aluminium hanging floor door stopper, ISI marked, anodised (anodic coating not less than grade AC 10 as per IS : 1868) transparent or dyed to required colour and shade, with necessary screws etc. complete.Twin rubber stopper	2.00	Nos		
31	Providing and fixing aluminium casement stays, ISI marked, anodised (anodic coating not less than grade AC 10 as per IS : 1868) transparent or dyed to required colour and shade, with necessary screws etc. complete.	1.00	Nos		
32	Providing and fixing aluminium extruded section body tubular type universal hydraulic door closer (having brand logo with ISI, IS : 3564, embossed on the body, door weight upto 36 kg to 80 kg and door width form 701 mm to 1000 mm), with double speed adjustment with necessary accessories and screws etc. complete.	2.00	Nos		
33	35 mm thick factory made Solid panel PVC Door shutter, made out of single piece extruded solid PVC (☒0.2 mm) thick, having styles & rails (except lock rail) of size 95 mmx 35 mm x 5 mm, out of which 75 mm shall be flat and 20 mm shall be tapered (on both side), having one side thickness of 15 mm integrally extruded on the hinges side of the profile for better screw holding power, including reinforcing with MS tube of size 40 mm x 20 mm x 1 mm, joints of styles & rails to be mitered cut & joint with the help of PVC solvent cement, self driven self tapping screws & M.S. rectangular pipes bracket of size 190 mm x 100 mm of cross section size 35 mm x 17 mm s 1 mm at each corner. Single piece extruded 5 mm thick solid PVC Lock rail of size 115 mm x 35 mm x 35 mm, out of which 95 mm to be flat and 20 mm to be tapered at both ends, having 15 mm solid core in middle of rail section integrally extruded, fixing the styles & rails with the help of solvent and self driven self tapping screws of 125 mm x 11 mm, including providing 5 mm Single piece solid PVC extruded sheet inserted in the door as panel, all complete as per manufacturer's specification and direction of Engineer-in-charge. Decorative finish (wood grained finish)	1.00	Sqm		

34	Providing and fixing factory made P.V.C. door frame of size 50x47 mm with awall thickness of 5 mm, made out of extruded 5mm rigid PVC foam sheet, mitred at corners and joined with 2 Nos of 150 mm long brackets of 15x15 mm M.S. square tube, the vertical door frame profiles to be reinforced with 19x19mm M.S. square tube of 19 gauge, EPDM rubber gasket weather seal to be provided through out the frame. The door frame to be fixed to the wall using M.S. screws of 65/100 mm size, complete as per manufacturer's specification and direction of Engineer- in-Charge.	4.00	m		
35	Providing and fixing 18 mm thick gang saw cut, mirror, polished, premoulded and prepolished, machine cut for kitchen platforms, vanity counters, window sills, facias and similar locations, of required size, approved shade, colour and texture laid over 20 mm thick base cement mortar 1:4 (1 cement : 4 coarse sand), joints treated with white cement, mixed with matching pigment, epoxy touch ups, including rubbing, curing, moulding and polishing to edges to give high gloss finish etc. complete at all levels. Area of slab over 0.50 sqm	1.61	Sqm		
36	Constructing brick masonry chamber for underground C.I. inspection chamber and bends with bricks in cement mortar 1:4 (1 cement : 4 coarse sand) C.I. cover with frame (light duty) 455x610 mm internal dimensions, total weight of cover with frame to be not less than 38 kg (weight of cover 23 kg and weight of frame 15 kg), R.C.C. top slab with 1:1.5:3 mix (1 cement : 1.5 fine sand : 3 graded stone aggregate 20 mmnominal size), foundation concrete 1:5:10 (1 cement : 5 fine sand : 10 graded stone aggregate 40 mm nominal size), inside plastering 12 mm thick with cement mortar 1:3 (1 cement : 3 coarse sand), finished smooth with a floating coat of neat cement onwalls and bed concrete etc. complete as per standard design:Inside dimensions 455x610 mm and 45 cm deep for single pipe line :With common burnt clay F.P.S. (non modular) bricks of class designation 7.5	3.00	Nos		
37	12 mm thick plain cement mortar bands in cement mortar 1:4 (1 cement : 4 fine sand) :Moulded Band	391	m		
	TOTAL AMOUNT FOR CIVIL WORK				
	PART II - PLUMBING WORK				
1	Providing and fixing white vitreous china extended wall mounting water closet of size 510x365x380 mm CERA make, Carnival Rimless model, Cat. no. S1043144 or equivalent including seat cover, and cistern fittings, nuts,bolts and gasket etc complete.	1.00	Nos		
2	Providing and fixing concealed flushing cistern Geberit make, Alpha Kombifix model, Cat no.110121.00.1 with dual flush fitting, of flushing capacity 3 litre/ 6 litre (partial/full flush), including seat cover, and cistern fittings, nuts,bolts and gasket etc complete.	1.00	Nos		

3	Supplying and fixing CP Health Faucet superior quality CERA make, F8030107AB or equvalent make including cost of materials and labour charges etc complete as per the direction of site Engineer-in-charge.	1.00	Nos		
4	Providing and fixing counter wash basin 550 X 405X 205 mm CERA make, CAMRY model, Cat. no.S2030105 IVORY, 15 mm C.P. pressmatic pillar taps CERA make, Cat no F9020151, 32 mm SS waste coupling CERA make, Cat no F8050601, including painting of fittings and brackets, cutting and making good the walls wherever require:	1.00	Nos		
5	Providing and fixing CP Bottle Trap CERA make, Cat no F8060406	1.00	Nos		
6	Providing and fixing CP angle valve, CERA make, Cat no F8040302 (2 additional for heater)	6.00	Nos		
7	Providing and fixing CP Bib cock with wall flange and aerator, CERA make, Cat no F1015151	1.00	Nos		
8	Providing and fixing CP long nose sink cock with wall flange and aerator, CERA make, Cat no F2013301	1.00	Nos		
9	Providing and fixing CP Stop cock with wall flange consisting of exposed part and concealed part, CERA make, Cat no F2013351 & F4050502	2.00	Nos		
10	Providing and fixing PTMT pillar cock of approved quality and colour. 15 mm nominal bore, 107 mm long, weighing not less than 110 gms	1.00	Nos		
11	Providing and fixing SS floor drain grating 127x127 SANJAY CHILLI make, SCCT-R-LI-127 Cat no, heavy quality with frame. (Suitable for wet area SWR PVC Multi trap) complete as required	2.00	Nos		
12	Supply, Fixing/ Laying of SWR PVC Multi inlet floor trap SUPREME make, NP1SPTSMF06L Cat no. and 110 x 75 mm outlet with necessary cement concrete.	1.00	Nos		
13	Supply & Fixing/ Laying, testing and commissioning of SS Roof drain parapet type 110 mm diameter SANJAY CHILLI make, SSRDPT-4" for rain collection. The quoted rate shall include for necessary grouting the roof drain base with approved sealant complete all as specified.	1.00	Nos		
14	Providing and fixing Stainless Steel A ISI 304 (18/8) kitchen sink as per IS:13983 with C.I. brackets and stainless steel plug 40 mm, including painting of fittings and brackets, cutting and making good the walls wherever required :510x1040 mm bowl depth 250 mm	1.00	Nos		
15	Providing and fixing mirror of superior glass (of approved quality) and of required shape and size with plastic moulded frame of approved make and shade with 6 mm thick hard board backing. Rectangular shape 453x357 mm	1.00	Nos		
16	Providing and fixing PTMT Soap Dish Holder having length of 138 mm, breadth 102 mm, height of 75 mm with concealed fittings arrangements, weighing not less than 106 gms.	2.00	Nos		
17	Providing and fixing C.P. brass shower rose with 15 or 20 mm inlet :100 mm diameter	1.00	Nos		

18	600 mm long towel rail with total length of 645 mm, width 78 mm and effective height of 88 mm, weighing not less than 190 gms.	1.00	Nos		
19	Providing and fixing Chlorinated Polyvinyl Chloride (CPVC) pipes, having thermal stability for hot & cold water supply, including all CPVC plain & brass threaded fittings, i/c fixing the pipe with clamps at 1.00 m spacing. This includes jointing of pipes & fittings with one step CPVC solvent cement and the cost of jointing of pipes & fittings with one step CPVC solvent cement and the cost of cutting chases and making good the same including testing of joints completeas per direction of Engineer in Charge.Concealed work, including cutting chases and making good the walls etc. 20mm nominal outer dia pipes	20.00	M		
20	Providing and fixing Chlorinated Polyvinyl Chloride (CPVC) pipes, having thermal stability for hot & cold water supply, including all CPVC plain & brass threaded fittings, i/c fixing the pipe with clamps at 1.00 m spacing. This includes jointing of pipes & fittings with one step CPVC solvent cement and the cost of jointing of pipes & fittings with one step CPVC solvent cement and the cost of cutting chases and making good the same including testing of joints completeas per direction of Engineer in Charge.Concealed work, including cutting chases and making good the walls etc. 25mm nominal outer dia pipes	10.00	M		
21	Providing and fixing Chlorinated Polyvinyl Chloride (CPVC) pipes, having thermal stability for hot & cold water supply, including all CPVC plain & brass threaded fittings, i/c fixing the pipe with clamps at 1.00 m spacing. This includes jointing of pipes & fittings with one step CPVC solvent cement and the cost of jointing of pipes & fittings with one step CPVC solvent cement and the cost of cutting chases and making good the same including testing of joints completeas per direction of Engineer in Charge.Concealed work, including cutting chases and making good the walls etc. 32mm nominal outer dia pipes	UR	M		
22	Providing and fixing Chlorinated Polyvinyl Chloride (CPVC) pipes, having thermal stability for hot & cold water supply, including all CPVC plain & brass threaded fittings including fixing the pipe with clamps at 1.00 m spacing. This includes jointing of pipes & fittings with one step CPVC solvent cement and testing of joints complete as per direction of Engineer -in-Charge. Internal work - Exposed on wall 20 mm nominal outer dia Pipes	15.00	M		
23	Providing and fixing Chlorinated Polyvinyl Chloride (CPVC) pipes, having thermal stability for hot & cold water supply, including all CPVC plain & brass threaded fittings including fixing the pipe with clamps at 1.00 m spacing. This includes jointing of pipes & fittings with one step CPVC solvent cement and testing of joints complete as per direction of Engineer -in-Charge. Internal work - Exposed on wall 25 mm nominal outer dia Pipes	15.00	M		

24	Providing and fixing Chlorinated Polyvinyl Chloride (CPVC) pipes, having thermal stability for hot & cold water supply, including all CPVC plain & brass threaded fittings including fixing the pipe with clamps at 1.00 m spacing. This includes jointing of pipes & fittings with one step CPVC solvent cement and testing of joints complete as per direction of Engineer -in-Charge. Internal work - Exposed on wall 32 mm nominal outer dia Pipes	30.00	M		
25	Providing and fixing PVC pipes, fittings including fixing the pipe with clamps at 1.00 m spacing. This includes jointing of pipes & fittings with one step PVC solvent cement and testing of joints complete as per direction of Engineer-in-Charge. Concealed work, including cutting chases and making good the wall etc. 50 mm pipe 10 kgf/cm2	5.00	M		
26	Providing and fixing PVC pipes, fittings including fixing the pipe with clamps at 1.00 m spacing. This includes jointing of pipes with one step PVC solvent cement and testing of joints complete as per direction of Engineer-in-Charge. Concealed work, including cutting chases and making good the wall etc. 75 mm pipe 6 Kgf/cm2	20.00	M		
27	Providing and fixing PVC pipes, fittings including fixing the pipe with clamps at 1.00 m spacing. This includes jointing of pipes with one step PVC solvent cement and testing of joints complete as per direction of Engineer-in-Charge. Concealed work, including cutting chased and making good the wall etc. 110 mm pipe 6kgf/cm2	10.00	M		
28	Providing and fixing PVC pipes includings jointing of pipes with one step PVC solvent cement, trenching, refilling & testing of Joints complete as per direction of engineer in charge.110 mm dia 6Kgf/cm2	5.00	M		
29	Providing and fixing PVC pipes includings jointing of pipes with one step PVC solvent cement, trenching, refilling & testing of Joints complete as per direction of engineer in charge.150 mm dia 6Kgf/cm2	1.00	M		
30	Providing and fixing PVC pipes including fixing the pipe with clamps/clips at 1.00 m spacing. This included jointing of pipes with one step PVC solvent cement and testing of joints complete as per direction of Engineer-in-Charge 75 mm dia 6Kgf/cm2 - External work- Exposed on wall	5.00	M		
31	Providing and fixing PVC pipes including fixing the pipe with clamps/ clips/ at 1.00 m spacing . This includes jointing of pipes with one step PVC solvent cement and testing of joints complete as per direction of Engineer-in-Charge 110 mm dia 6 Kgf/cm2 - External work- Exposed on wall	5.00	M		
32	Providing and fixing square-mouth S.W. gully trap class SP-1 complete with C.I. grating brick masonry chamber with water tight C.I. cover with frame of 300 x300 mm size (inside) the weight of cover to be not less than 4.50 kg and frame to be not less than 2.70 kg as per standard design:180x150 mm size P type With common burnt clay F.P.S. (non modular) bricks of class designation 7.5	2.00	Nos		
33	Providing and fixing gun metal ball valve (brass) of approved quality. 20 mm nominal bore of ZOLOTO make, Art no:1008B or equivalent	1.00	Nos		

34	Providing and fixing gun metal ball valve (brass) of approved quality. 25 mm nominal bore of ZOLOTO make, Art no:1008B or equivalent	1.00	Nos		
35	Providing and fixing gun metal ball valve (brass) of approved quality. 32 mm nominal bore of ZOLOTO make, Art no:1008B or equivalent	1.00	Nos		
36	Supply & Fixing of 2 mm thick GI Slotted Rails, Rail Legs with Anchor fasteners and 10 mm thick threaded rods, nuts Washers etc Complete make Hi-Tech or equivalent.	10.00	M		
37	Providing and fixing square-mouth S.W. gully trap class SP-1 complete with C.I. grating brick masonry chamber with water tight C.I. cover with frame of 300 x300 mm size (inside) the weight of cover to be not less than 4.50 kg and frame to be not less than 2.70 kg as per standard design:100x100 mm size P type,With common burnt clay F.P.S. (non modular) bricks of class designation 7.5	1.00	Nos		
38	Supply, installation, testing commissioning of three phase monoblock pump Kirloskar make, KDS-235+, SIZE 50mm X 40mm with SS body and impeller inlcluding electrical provisions like cables, starter to transfer flush water from UG tank to OH tank with all fittings, accessories, complete. The pump motor shall be of maximum efficiency/ IE3, three phase and the pump shall have minimum 3 star BEE rating or equivalent efficiency.	UR	Nos		
39	Supply & Installing water level control system LENORE make, WLC 50 HT model or equivalent to be integrated with pump operation for filling OH tanks while monitoring water level at UG & OH tanks and safeguarding from dry running	UR	Nos		
40	Supply & Installing 1.5 sq mm four-core armored copper cable for level control POLYCAB make	UR	M		
	TOTAL AMOUNT FOR PLUMBING WORK				
	PART III- ELECTRICAL WORK				
1	Wiring				
1.1	Wiring for light point/ fan point/ exhaust fan point/ call bell point with 1.5 sq.mm FRLS PVC insulated copper conductor single core cable in surface / recessed medium class PVC conduit, with modular switch, modular plate, suitable GI box and earthing the point with 1.5 sq.mm FRLS PVC insulated copper conductor single core cable etc. as required	12	Nos		
1.2	Wiring for twin control light point with 1.5 sq.mm FRLS PVC insulated copper conductor single core cable in surface / recessed medium class PVC conduit, 2 way modular switch, modular plate, suitable GI box and earthing the point with 1.5 sq.mm FRLS PVC insulated copper conductor single core cable etc. as required.	3	Nos		
1.3	Wiring for light/ power plug with 2X4 sq. mm FRLS PVC insulated copper conductor single core cable in surface/ recessed medium class PVC conduit alongwith 1 No. 4 sq. mm FRLS PVC insulated copper conductor single core cable for loop earthing as required.	20	Mtr		

1.4	Wiring for circuit/ submain wiring alongwith earth wire with the following sizes of FRLS PVC insulated copper conductor, single core cable in surface/ recessed medium class PVC conduit as required.	35	Mtr		
1.5	Wiring for circuit/ submain wiring alongwith earth wire with the following sizes of FRLS PVC insulated copper conductor, single core cable in surface/ recessed medium class PVC conduit as required.	15	Mtr		
1.6	Supplying and fixing of following sizes of medium class PVC conduit along with accessories in surface/recess including cutting the wall and making good the same in case of recessed conduit as required	200	Mtr		
1.7	Supplying and fixing of following sizes of medium class PVC conduit along with accessories in surface/recess including cutting the wall and making good the same in case of recessed conduit as required	UR	Mtr		
1.8	Supplying and fixing of following sizes of medium class PVC conduit along with accessories in surface/recess including cutting the wall and making good the same in case of recessed conduit as required	UR	Mtr		
1.9	Supplying and fixing two module stepped type electronic fan regulator on the existing modular plate switch box including connections but excluding modular plate etc. as required.	2	Nos		
1.10	Supplying and fixing modular blanking plate on the existing modular plate & switch box excluding modular plate as required.	UR	Nos		
1.11	Supplying and fixing suitable size GI box with modular plate and cover in front on surface or in recess, including providing and fixing 3 pin 5/6 A modular socket outlet and 5/6 A modular switch, connections etc. as required.	4	Nos		
1.12	Supplying and fixing suitable size GI box with modular plate and cover in front on surface or in recess, including providing and fixing 6 pin 5/6 & 15/16 A modular socket outlet and 15/16 A modular switch, connections etc. as required	2	Nos		
1.13	Supplying and fixing 3 pin, 5 A ceiling rose on the existing junction box/ wooden block including connections etc. as required.	UR	Nos		
1.14	Surface mounting decorative fluorescent tube light fitting complete with lamp with complete accessories duly wired up for use on 230 V AC . Surface mounting LED 40W LED Batten with out put 4000 lumen for use on 250V AC supply.	UR	Nos		
1.15	Installation, testing and commissioning of ceiling fan, including wiring the down rods of standard length (upto 30 cm) with 1.5 sq. mm FRLS PVC insulated, copper conductor, single core cable etc. as required.	2	Nos		
1.16	Installation, testing and commissioning of ceiling fan, including wiring the down rods of standard length (upto 30 cm) with 1.5 sq. mm FRLS PVC insulated, copper conductor, single core cable, including providing and fixing phenolic laminated sheet cover on the fan box etc. as required.	UR	Nos		

1.17	Installation of exhaust fan in the existing opening, including making good the damage, connection, testing, commissioning etc. as required. Upto 450 mm sweep	1	Nos		
1.18	Supplying and drawing co-axial TV cable RG-6 grade, 0.7 mm solid copper conductor PE insulated, shielded with fine tinned copper braid and protected with PVC sheath in the existing surface/ recessed steel/ PVC conduit as required.	UR	Mtr		
1.19	Supplying and drawing of UTP 4 pair CAT 6 LAN Cable in the existing surface/ recessed Steel/ PVC conduit as required	25	Mtr		
1.20	Wiring for group controlled (looped) light point/fan point/exhaust fan point/ call bell point (without independentswitch etc.) with 1.5 sq. mm FRLS PVC insulated copper conductor single core cable in surface/ recessed PVC conduit, and earthing the point with 1.5 sq. mm FRLS PVC insulated copper conductor single core cable etc. as required Group C	15	Mtr		
1.21	Supplying and fixing suitable size GI box with modular plate and cover in front on surface or in recess, including providng and fixing 2 nos. 3 pin 5/6 A modular socket outlet and 2 nos. 5/6 A modular switch, connections etc. as required. (For light plugs to be used in non residential buildings).	UR	Nos		
1.22	Supply, conveyance, installation, testing and commissioning of ceiling fans of the following sizes using standard accessories excluding resistance type regulator, wiring the down rod with 16/0.20mm PVC insulated and PVC sheathed 650/1100V grade 3 core round copper conductor flex wire or with extended original wiring etc. as required. 1200mm sweep -5star rated ceiling fan complete with 300mm down rod , canopies, shackles and blades working on 230V/240V single phase A/C	UR	Nos		
1.23	Charges for cutting holes suitable for accommodating exhaust fans up to 305mm sweep including plastering colour washing etc. as required.	UR	Nos		
1.24	Charges for cutting holes suitable for accommodating exhaust fans above 305mm sweep and up to 450mm sweep including plastering colour washing etc. as required.	1	Nos		
1.25	Supply and fixing the following types of superior quality 250V A.C call bell on existing M.S. box and giving connections with required length of 3 core, 16 / 0.20mm 650/1100V grade PVC insulated and PVC sheathed round copper conductor flex wire conforming to relevant ISS or with the extended original wiring, earthing the MS box and making good the surface as required.				
	Ding dong bell	1	Nos		
2	MCCB, MCB & DBS				
2.1	Supplying and fixing following way, horizontal type three pole and neutral, sheet steel, MCB distribution board, 415 V, on surface/ recess, complete with tinned copper bus bar, neutral bus bar, earth bar, din bar, interconnections, powder painted including earthing etc. as required. (But without MCB/RCCB/Isolator)				

	4 way (4 + 12), Double door	1	Nos		
2.2	Supplying and fixing following way, horizontal type three pole and neutral, sheet steel, MCB distribution board, 415 V, on surface/ recess, complete with tinned copper bus bar, neutral bus bar, earth bar, din bar, interconnections, powder painted including earthing etc. as required. (But without MCB/RCCB/Isolator)				
	6 way (4 + 18), Double door	UR	Nos		
2.3	Supplying and fixing 5 A to 32 A rating, 240/415 V, 10 kA, "C" curve, miniature circuit breaker suitable for inductive load of following poles in the existing MCB DB complete with connections, testing and commissioning etc. as required.				
	Single pole	12	Nos		
2.4	Supplying and fixing single pole blanking plate in the existing MCB DB complete etc. as required	UR	Nos		
2.5	Supplying and fixing following rating, four pole, (three phase and neutral), 415 volts, residual current circuit breaker (RCCB), having a sensitivity current 30 mA in the existing MCB DB complete with connections, testing and commissioning etc. as required.				
	40A	1	Nos		
2.6	Supplying and fixing Cable End Box (Loose Wire Box) suitable for following triple pole and neutral, sheet steel, MCB distribution board, 415 Volts, on surface/ recess, complete with testing and commissioning etc.as required.				
	For 4 way, Double door TPN MCBDB	1	Nos		
3	Cable Trays				
3.1	Supplying and installing following size of perforated painted with powder coating M.S. cable trays with perforation not more than 17.5%, in convenient sections, joined with connectors, suspended from the ceiling with M.S. suspenders including bolts & nuts, painting suspenders etc as required.				
	100 mm width X 50 mm depth X 1.6 mm thickness	UR	Nos		
3.2	Hot Dipped Galvanized Iron Cable Tray Supplying and installing following size of perforated Hot Dipped Galvanised Iron cable tray (Galvanisation thickness not less than 50 microns) with perforation not more than 17.5%, in convenient sections, joined with connectors, suspended from the ceiling with G.I. suspenders including G.I. bolts & nuts, etc. as required.				
	300 mm width X 50 mm depth X 1.6 mm thickness	UR	Mtr		
3.3	Supplying and installing following size of perforated Hot Dipped Galvanised Iron cable tray "bends" (galvanisation not less than 50 microns) with perforation not more than 17.5%, in convenient sections, joined with connectors, suspended from the ceiling with G.I. suspenders including G.I. bolts & nuts, etc. as required.				
	300 mm width X 50 mm depth X 1.6 mm thickness	UR	Nos		

3.4	Supplying and installing following size of perforated Hot Dipped Galvanised Iron cable tray "Tee" (galvanisation not less than 50 microns) with perforation not more than 17.5%, in convenient sections, joined with connectors, suspended from the ceiling with G.I. suspenders including G.I. bolts & nuts, etc. as required				
	300 mm width X 50 mm depth X 1.6 mm thickness	UR	Nos		
3.5	Supplying and installing following size of perforated Hot Dipped Galvanised Iron cable tray "Cross member"(galvanisation not less than 50 microns) with perforation not more than 17.5%, in convenient sections, joined with connectors, suspended from the ceiling with G.I. suspenders including G.I. bolts & nuts, etc as required.				
	300 mm width X 50 mm depth X 1.6 mm thickness	UR	Nos		
3.6	Supplying and installing following size of perforated Hot Dipped Galvanised Iron cable tray "Reducer" (galvanisation not less than 50 microns) with perforation not more than17.5%, in convenient sections, joined with connectors, suspended from the ceiling with G.I. suspenders including G.I. bolts & nuts, etc as required.				
	300 mm width X 50 mm depth X 1.6 mm thickness	UR	Nos		
4	Earthing				
4.1	Supply and drawing bare earthing conductors of the following sizes along with wiring/ cables and giving connection as required 2.00 mm copper conductor (14 SWG)	UR	Mtr		
4.2	Supply and drawing bare earthing conductors of the following sizes along with wiring/ cables and giving connection as required				
	3.15 mm copper conductor (10 SWG)	UR	Mtr		
4.3	Supply and clamping the following size of strips on surface of wall/ parapet/ existing cable tray using clamps fabricated from 20 X 3 mm GI flat duly painted or heavy duty GI spacer saddles spacing of clamps not exceeding 1 m, making good the damages, colour washing etc. as required (for horizontal run)				
	25 x 3 mm copper strip	UR	Mtr		
4.4	Earthing with G.I. earth pipe 4.5 metre long, 40 mm dia including accessories, and providing masonry enclosure with cover plate having locking arrangement and watering pipe etc. with charcoal/ coke and salt as required.	UR	Set		
4.5	Earthing with G.I. earth plate 600 mm X 600 mm X 6 mm thick including accessories, and providing masonry enclosure with cover plate having locking arrangement and watering pipe of 2.7 metre long etc. with charcoal/ coke and salt as required.	UR	Set		
4.6	Earthing with copper earth plate 600 mm X 600 mm X 3 mm thick including accessories, and providing masonry enclosure with cover plate having locking arrangement and watering pipe of 2.7 metre long etc. with charcoal/ coke and salt as required.	UR	Set		
5	50MM DIA HDPE PIPE	10	Mtr		
6	EXHAUST FANS				

	Supply & Installation and testing of the following exhaust fans, as required with all wiring,terminations and interconnections including earthing from terminal block / ceiling rose to the fan. 1no Light Duty Exhaust fan of 300mm Sweep.	1	Nos		
	TOTAL AMOUNT FOR ELECTRICAL WORKS				
			GRAND TOTAL AMOUNT In Figures	Rs	
GRAND TOTAL AMOUNT In Words, Rupees:					

Date:

Signature of the Contractor

Name of the Contractor