NO: IGCON/INT/2026-01
Date: 19.11.2026

TENDER DOCUMENT

Supply, Fabrication and Installation of Interior Furniture, Fixtures, Fitments and Computer Lab

At College Building of Indira Gandhi College of Nursing

For M/s Cochin Co-operative Hospitals Society Ltd No. E-288

ADDRESS

Secretary,
Cochin Co-operative Hospitals Society Ltd No. E-288, Kadavanthra,
Kochi 682020
Phone: 0484 220 6734

Contents

1. Invitation for Bids 7
1.1. Bid Data Table 7
1.2. Eligibility Criteria 7
1.3. Scope of Work 8
1.4. Tender Submission 8
1.5. General Instructions 8
1.6. Availability of Tender Document 9
1.7. Account Details 9
2. INSTRUCTIONS TO BIDDERS (ITB) 9
2.1. GENERAL 9
2.1.1. Scope of Tender 9
2.1.2. Source of Funds 10
2.1.3. Fraud and Corrupt Practices 10
2.1.4. Eligible Bidders 10
2.1.5. Cost of Bidding 10
2.2. TENDER DOCUMENTS 10
2.2.1. Contents of the Tender Document 10
2.2.2. Clarification of Tender Documents 11
2.2.3. Corrigendum / Addendum 11
2.3. Site Visit 11
2.4. PREPARATION OF BIDS 12
2.4.1. Language of Bid 12
2.4.2. Documents Comprising the Bid 12
2.4.3. Bid Prices 13
2.4.4. Tender Fee 13
2.4.5. Earnest Money Deposit (EMD) 13
2.4.6. Bid Validity 13
2.4.7. Signing of the Bid 14
2.4.8. Deviations and Conditional Bids 14
2.4.9. Alternative Offers 14
2.5. SUBMISSION AND OPENING OF BIDS 14
2.5.1. Submission of Bids 14
2.5.2. Modification and Withdrawal of Bids 14

2.5.3. Opening of Technical Bids 15
2.5.4. Preliminary Examination of Technical Bids 15
2.5.5. Technical Evaluation and Qualification 15
2.5.6. Opening of Financial Bids 15
2.6. EVALUATION OF FINANCIAL BIDS 16
2.6.1. Evaluation Basis 16
2.6.2. Arithmetic Corrections 16
2.6.3. Evaluation of Quoted Rates 16
2.6.4. Determination of Lowest Evaluated Bidder 16
2.6.5. Right to Accept or Reject Bids 16
2.7. AWARD OF CONTRACT 16
2.7.1. Award Criteria 16
2.7.2. Letter of Acceptance 16
2.7.3. Performance Security 16
2.7.4. Execution of Agreement 17
2.7.5. Commencement of Work 17
2.7.6. Notification to Unsuccessful Bidders 17
3. GENERAL CONDITIONS OF CONTRACT (GCC) 17
3.1. Definitions 17
3.1.1. Employer 17
3.1.2. Engineer-in-Charge 17
3.1.3. Contractor 17
3.1.4. Contract 17
3.1.5. Contract Documents 17
3.1.6. Contract Price 18
3.1.7. Work 18
3.1.8. Site 18
3.1.9. Completion 18
3.1.10. Defect Liability Period (DLP) 18
3.1.11. Day 18
3.1.12. Month 18
3.1.13. Writing 18
3.1.14. Materials 18
3.1.15. Shop Drawings 18
3.1.16. Interpretation 18

3.1.17. Contract Documents....19
3.1.18. Order of Precedence....19
3.2. Scope of Contract....19
3.3. Compliance with Instructions....20
3.4. Employer's Representative....20
3.5. Contractor's Representative....20
3.6. Communications and Notices....21
3.7. Commencement of Work....21
3.8. Programme of Work....21
3.9. Site Possession....22
3.10. Site Measurement and Verification....22
3.11. Materials....22
3.12. Approval of Materials and Samples....23
3.13. Workmanship and Fabrication....23
3.14. Inspection and Testing....23
3.15. Rejection and Rectification....24
3.16. Variations....24
3.17. Extension of Time....24
3.18. Suspension of Work....25
3.19. Care of the Works....25
3.20. Contract Price....25
3.21. Performance Security....25
3.22. Measurements....26
3.23. Interim Payments....26
3.23.1. Submission of Running Account Bills....26
3.23.2. Valuation of Work Executed....26
3.23.3. Payment against Materials at Contractor's Factory or Other Approved Off-Site Premises 26
3.23.4. Advance Payment....27
3.23.5. Recovery of Advance Payment....27
3.23.6. Advance Bank Guarantee....28
3.23.7. Certification and Payment....28
3.23.8. Deductions from RA Bills....28
3.23.9. Verification and Adjustment of Previous Payments....28
3.23.10. Effect of Interim Payment....28

3.23.11. Submission of Final Bill....28
3.23.12. Supporting Documents....29
3.23.13. Verification and Certification....29
3.23.14. Corrections and Reconciliation....29
3.24. Final Payment....29
3.25. Relationship with Defect Liability Period....29
3.26. Retention Money....30
3.27. Taxes and Duties....30
3.28. Recovery of Dues....30
3.29. Compliance with Applicable Laws....31
3.30. Labour Laws....31
3.31. Safety Requirements....31
3.32. Insurance....31
3.33. Accidents and Damage....32
3.34. Environmental Protection and Housekeeping....32
3.35. Indemnity....32
3.36. Completion of Work....32
3.37. Completion Certificate....33
3.38. Taking Over of the Work....33
3.39. Defect Liability Period and Warranty....33
3.40. Liquidated Damages....34
3.41. Suspension by the Employer....34
3.42. Termination....34
3.43. Force Majeure....35
3.44. Dispute Resolution....35
3.45. Governing Law....35
3.46. Jurisdiction....35
4. SPECIAL CONDITIONS OF CONTRACT (SCC)....35
4.1. Scope and Application of Special Conditions....35
4.2. Project Particulars and Site Conditions....35
4.3. Contract Period and Completion Programme....36
4.4. Site Access and Working Hours....36
4.5. Drawings, Specifications and Design Responsibility....37
4.6. Site Measurements and Shop Drawings....37
4.7. Materials, Makes and Approved Alternatives....38

4.8. Samples and Mandatory Mock-ups....38
4.9. Fabrication and Quality Control....39
4.10. Inspection at Contractor's Factory....39
4.11. Delivery, Storage and Installation....40
4.12. Coordination with Other Agencies....40
4.13. Completion, Inspection and Handover Requirements....40
5. FORMS OF AGREEMENT....44
5.1. LETTER OF BID – TECHNICAL BID....44
5.2. BIDDER INFORMATION AND PARTICULARS....45
5.3. DECLARATION REGARDING NON-BLACKLISTING....46
5.4. SIMILAR WORK EXPERIENCE STATEMENT....47
5.5. FINANCIAL CAPABILITY FORM....48
5.6. LIST OF ONGOING WORKS....48
5.7. TECHNICAL COMPLIANCE AND MATERIAL PARTICULARS SCHEDULE....49
5.8. DECLARATION REGARDING SITE INSPECTION AND UNDERSTANDING OF WORK....50
5.9. PERFORMANCE SECURITY FORMAT....51
5.10. CONTRACT FORM....53
6. TECHNICAL SPECIFICATIONS....55
6.1. BOARD MATERIALS AND CONSTRUCTION....55
6.1.1. General Requirements....55
6.1.2. HMR Pre-laminated Particle Board....55
6.1.3. WPC Boards....56
6.1.4. Board Fabrication and Construction....56
6.1.5. Approved Manufacturers....56
6.1.6. Inspection and Acceptance....57
6.2. Decorative Laminates, Balancing Layers and Edge Banding....57
6.2.1. General....57
6.2.2. Areas of Application....57
6.2.3. Decorative HPL – Material and Thickness....57
6.2.4. Approved Colour and Laminate Schedule....58
6.2.5. Laminate Bonding and Adhesives....58
6.2.6. Balancing Layers....59
6.2.7. Edge Banding....59
6.2.8. Inspection and Acceptance....60
6.3. FURNITURE HARDWARE AND ACCESSORIES....61

6.3.1. General Requirements 61
6.3.2. Concealed Hinges 62
6.3.3. Cabinet Handles 62
6.3.4. Cabinet Locks 62
6.3.5. Adjustable Shelf Supports 62
6.3.6. Cabinet Connectors and Fasteners 63
6.3.7. Wall Brackets 63
6.3.8. Drawer Channels 63
6.3.9. Drawer Handles 63
6.3.10. Drawer Locks 63
6.3.11. Table Connectors 64
6.3.12. Corner Brackets 64
6.3.13. Cable Grommets 64
6.3.14. Hardware Installation and Workmanship 64
6.3.15. Submission, Inspection and Acceptance 64
7. APPROVED MAKES. 65
8. DRAWINGS 66
9. Bill Of Quantities 103

NOTICE INVITING TENDER

Tender No.: IGCON/INT/2026-01
Date: 19.11.2026

1. Invitation for Bids

The Secretary, The Cochin Co-operative Hospitals Society Ltd. No. E-288, Kadavanthra, Kochi – 682020, invites sealed, unconditional, Item Rate Bids under the Two-Stage – Two-Envelope System from eligible and experienced contractors / firms for the Supply, Fabrication and Installation of Interior Furniture, Fixtures, Fitments and Computer Lab for Indira Gandhi College of Nursing, Thiruvaniyur, Ernakulam District. The work shall be executed in accordance with the layouts, drawings, dimensions, material specifications, finish schedules, technical specifications and other requirements issued by the Employer as part of the Tender Document.

1.1. Bid Data Table

Sl.	Description	Details
1	Name of Work	Supply, Fabrication and Installation of Interior Furniture, Fixtures, Fitments and Computer Lab
2	Location	Academic Block, Indira Gandhi College Of Nursing, Thiruvaniyur Panchayath, Ernakulam District
3	Estimated PAC	₹1,90,00,000/- (Rupees One Crore Ninety Lakhs Only)
4	Earnest Money Deposit	₹50,000/- (Rupees Fifty Thousand Only)
5	Cost of Tender Document	₹2,500/- + 18% GST
6	Completion Period	45 Days
7	Defect Liability Period	12 Months
8	Performance Security	5% of the Contract Value
9	Retention Money	2.5% of the Gross Value of each Running Account Bill
10	Tender Submission	Offline
11	Tender System	Two Stage – Teo Envelope
12	Bid Validity	120 Days
13	Last Date of Submission	27th November 2026 at 12.00 PM
14	Opening of Tender	27th November 2026 at 3.00 PM
15	Place of Submission	Office of the Secretary, CCHS Ltd., Kadavanthra, Kochi

1.2. Eligibility Criteria

The bidder shall have successfully completed similar works during the last five years, satisfying any one of the following criteria:

- Three similar completed works costing not less than ₹70 lakh each; OR
- Two similar completed works costing not less than ₹100 lakh each; OR
- One similar completed work costing not less than ₹200 lakh.

For the purpose of this tender, similar works shall mean the supply, fabrication and installation of interior furniture, modular furniture, workstations, storage units, tables, shelving systems or comparable customised furniture and fitments.
The bidder shall submit the following documents as proof of eligibility:

- Work orders issued by the respective clients.
- Completion certificates indicating the value and completion of the works.

In addition, the bidder shall satisfy the following minimum requirements:

- Possess valid registration under the Goods and Services Tax (GST) Act.
- Possess a valid Permanent Account Number (PAN).
- Submit a declaration that the firm has not been blacklisted, debarred or declared ineligible by any Government Department, Public Sector Undertaking, Local Self Government Institution or Statutory Authority.
- Satisfy all other qualification requirements specified in this Tender Document.

1.3. Scope of Work

The work broadly includes the procurement, fabrication, supply, transportation and installation of interior furniture, fixtures and fitments, including but not limited to:

- Tables and work tables.
- Shelving units and storage systems.
- Workstations and associated furniture.
- Fixed and customised furniture as detailed in the drawings and BOQ.
- Loose furniture as specified in the BOQ.
- Hardware, fittings, accessories and installation components required for the proper functioning and completion of the furniture.

The work shall be carried out strictly in accordance with the drawings, dimensions, material specifications, finish schedules and technical requirements provided by the Employer.
The Contractor shall verify actual site dimensions before commencing fabrication and shall submit shop drawings and material samples for approval wherever required.
Electrical, data, lighting and associated installations are excluded from the scope of this contract.

1.4. Tender Submission

The Tender shall be submitted in a two separately sealed envelopes inside one outer cover containing all documents specified in this Tender Document.
The envelope shall be superscribed:
Tender for Supply, Fabrication and Installation of Interior Furniture, Fixtures, Fitments and Computer Lab
Tender No.: IGCON/INT/2026-01
and addressed to:
The Secretary
The Cochin Co-operative Hospitals Society Ltd. No. E-288
Kadavanthra, Kochi – 682020.
Late tenders shall not be accepted.

1.5. General Instructions

- The Employer reserves the right to accept or reject any tender or to annul the tender process without assigning any reason.
- The Employer shall not be responsible for any expenditure incurred by bidders in connection with the preparation and submission of bids.

- If the date fixed for receipt or opening of tenders is declared a holiday, the activity shall take place on the next working day at the same time and place.
- Corrigenda, if any, shall form part of the Tender Document.

1.6. Availability of Tender Document

The Tender Document may be downloaded from the website http://igchkochi.com/. The prescribed tender fee shall be paid through NEFT to the account of The Cochin Co-operative Hospitals Society Ltd. No. E-288, Kadavanthra, Kochi.
The cost of the Tender Document and processing fee, once paid, shall not be refunded under any circumstances.
Any clarification, corrigendum, addendum, amendment or extension notice relating to this tender shall be published on the said website and shall form part of the Tender Document.
Bidders are advised to regularly visit the website for updates until completion of the tender process. Failure to take note of any published corrigendum or amendment shall not relieve the bidder from compliance with the tender conditions.

1.7. Account Details

Account Name: The Cochin Co-operative Hospitals Society Ltd. No. E-288
Account Number: 50200022925676
Bank: HDFC Bank
IFSC: HDFC0000295
Account Type: Current Account
Secretary
The Cochin Co-operative Hospitals Society Ltd. No. E-288
Kadavanthra, Kochi – 682020

2. INSTRUCTIONS TO BIDDERS (ITB)

2.1. GENERAL

2.1.1. Scope of Tender

The Cochin Co-operative Hospitals Society Ltd. No. E-288 (hereinafter referred to as the “Employer”) invites unconditional item-rate bids from eligible bidders for the Supply, Fabrication and Installation of Interior Furniture, Fixtures, Fitments and Computer Lab, in accordance with the Drawings, Technical Specifications, Bill of Quantities (BOQ) and Conditions of Contract contained in this Tender Document.
The work broadly comprises the procurement, fabrication, supply, transportation, delivery, installation and fixing of fixed and loose furniture, including tables, shelves, workstations, storage units and other furniture items as detailed in the drawings, specifications and BOQ.
The Employer shall provide the interior layouts, dimensions, material specifications, finish specifications and relevant design details. The Contractor shall execute the work in accordance with the documents issued by the Employer. The Contractor shall verify site dimensions, prepare detailed drawings, get it approved by the employer, make shop drawings before fabrication for fabrication and installation coordination.
The Contractor shall not independently alter the approved layouts, dimensions, materials, finishes or design details without prior written approval of the Employer but
Electrical, data, lighting and associated installations are excluded from the scope of this Contract.
The successful bidder shall execute the work strictly in accordance with the Contract Documents and the directions of the Employer's Representative / Engineer-in-Charge.

2.1.2. Source of Funds

The work shall be financed by the Cochin Co-operative Hospitals Society Ltd. No. E-288 from its own funds.

The Employer reserves the right to modify, postpone or cancel the tender proceedings at any stage depending upon the availability of funds or administrative requirements, without thereby incurring any liability to the bidders.

2.1.3. Fraud and Corrupt Practices

Bidders shall observe the highest standards of ethics during the bidding process and execution of the contract.

CCHS may reject a bid, cancel the tender, terminate the contract, or take legal action if it is found that the bidder has engaged in:

- Fraudulent practice
- Corrupt practice
- Collusive practice
- Coercive practice
- Misrepresentation
- Submission of false documents
- Bid rigging or cartel formation

Any bidder found involved in such practices may be disqualified and their EMD forfeited.

2.1.4. Eligible Bidders

Bids shall be accepted only from bidders satisfying the eligibility criteria specified in the Notice Inviting Tender and elsewhere in this Tender Document.

The bidder shall:

a) Be a legally constituted firm, company, proprietorship or other eligible business entity competent to undertake the work.

b) Possess valid registration under the Goods and Services Tax (GST) Act, wherever applicable.

c) Possess a valid Permanent Account Number (PAN).

d) Not have been blacklisted, debarred or declared ineligible by any Government Department, Public Sector Undertaking, Local Self Government Institution or Statutory Authority as on the date of submission of the bid.

e) Satisfy the work experience and other qualification requirements specified in the Notice Inviting Tender.

The bidder shall furnish documentary evidence in support of the above requirements wherever called for.

2.1.5. Cost of Bidding

The bidder shall bear all costs associated with the preparation and submission of the bid, including the cost of obtaining information, visiting the site, preparing documents and attending meetings, if any.

The Employer shall not be responsible or liable for any such costs, regardless of the outcome of the tender process.

2.2. TENDER DOCUMENTS

2.2.1. Contents of the Tender Document

The Tender Document shall consist of the following Sections, together with all annexures, schedules, drawings, corrigenda and addenda issued by the Employer:

- Notice Inviting Tender (NIT)

- Instructions to Bidders (ITB)
- General Conditions of Contract (GCC)
- Special Conditions of Contract (SCC)
- Contract Data
- Standard Forms and Agreement
- Technical Specifications / Employer's Requirements
- List of Approved Makes, wherever applicable
- Drawings, layouts, elevations and detailed furniture/joinery drawings
- Material and Finish Schedule
- Bill of Quantities (BOQ)
- Any Corrigendum, Addendum or Clarification issued by the Employer.

The bidder shall carefully examine the entire Tender Document before submitting the bid.
Failure to furnish any information or document required by the Tender Document may render the bid liable for rejection.

2.2.2. Clarification of Tender Documents

A prospective bidder requiring any clarification regarding the Tender Document may seek such clarification in writing from the Employer before the last date prescribed for seeking clarifications.
The Employer may issue clarifications, interpretations or additional information considered necessary for proper understanding of the Tender Document.
Such clarifications shall form part of the Tender Document.
No verbal clarification or instruction shall be binding on the Employer.

2.2.3. Corrigendum / Addendum

The Employer reserves the right to modify, amend or supplement the Tender Document at any time before the prescribed last date for submission of bids by issuing a Corrigendum or Addendum.
Every Corrigendum or Addendum so issued shall form an integral part of the Tender Document and shall be binding on all bidders.
Where considered necessary, the Employer may extend the last date for submission of bids to enable bidders to take into account the modifications made.

2.3. Site Visit

The bidder is advised to visit and examine the site before submitting the bid and to satisfy himself regarding:

- Site location and accessibility.
- Existing site conditions and dimensions.
- Access and working space for transportation and installation of furniture.
- Availability of storage and handling facilities.
- Existing building conditions and constraints affecting installation.
- Any other factor that may influence the cost or execution of the work.

The bidder shall be deemed to have fully acquainted himself with the site conditions and all factors affecting the execution of the work.
The Contractor shall independently verify all relevant site dimensions before commencing fabrication.
Any discrepancy between the site conditions and the drawings shall be brought to the notice of the Employer before fabrication.
No claim arising from lack of knowledge of site conditions or failure to inspect the site shall be entertained after submission of the bid.
The entire cost of the site visit shall be borne by the bidder.

2.4. PREPARATION OF BIDS

2.4.1. Language of Bid

The bid and all correspondence and documents relating to the bid shall be written in English. Supporting documents and printed literature furnished by the bidder may be in another language, provided they are accompanied by an accurate English translation of the relevant portions.

2.4.2. Documents Comprising the Bid

The tender shall be submitted under the Two-Stage, Two-Envelope System. The bidder shall submit the Technical Bid and Financial Bid simultaneously, in two separate sealed envelopes, placed inside one sealed outer cover.

The contents of the two envelopes shall be as follows:

A. Envelope No. 1 – Technical Bid

The Technical Bid shall contain the following documents:

a) Covering Letter / Letter of Bid, without any price or financial quotation.

b) Bidder Information Form.

c) Copy of GST Registration Certificate, wherever applicable.

d) Copy of PAN Card.

e) Declaration regarding non-blacklisting / non-debarment.

f) Work Experience Form, along with copies of relevant work orders and completion certificates establishing compliance with the eligibility criteria specified in the NIT.

g) Power of Attorney / Authorisation, wherever applicable, authorising the person signing the bid.

h) Proof of payment of Tender Fee and Earnest Money Deposit, as applicable.

i) Declaration regarding acceptance of the Tender Conditions.

j) Technical compliance statement confirming acceptance of the drawings, specifications, materials, finishes and other requirements stipulated in the Tender Document.

k) Details of proposed materials, brands, makes, hardware and accessories, wherever required by the Technical Specifications or Approved Makes Schedule.

l) Any other technical or eligibility document specifically required under the Tender Document.

The Technical Bid shall not contain any quoted rates, item-wise prices, total bid amount, priced BOQ or any other financial information relating to the bidder's offer.

Any Technical Bid containing financial information may be treated as non-responsive and liable for rejection.

B. Envelope No. 2 – Financial Bid

The Financial Bid shall contain:

a) The duly completed and priced Bill of Quantities (BOQ) in the format provided in the Tender Document.

b) All applicable rates, amounts, taxes and other financial particulars required in the BOQ.

The bidder shall quote rates against all applicable BOQ items. The quoted rates shall be inclusive of all costs necessary for the complete execution of the work, as specified under Clause 2.3.3.

The Financial Bid shall be submitted in a separate sealed envelope and shall remain unopened until the completion of technical evaluation and qualification of the bidder.

C. Outer Envelope

The two sealed envelopes shall be placed inside one sealed outer envelope clearly superscribed:

“Tender for Supply, Fabrication and Installation of Interior Furniture, Fixtures and Fitments”

Tender No.: _____

The outer envelope shall be addressed to:

The Secretary
The Cochin Co-operative Hospitals Society Ltd. No. E-288
Kadavanthra, Kochi – 682020.
The bidder shall ensure that both inner envelopes are properly sealed and clearly labelled as:

- ENVELOPE NO. 1 – TECHNICAL BID
- ENVELOPE NO. 2 – FINANCIAL BID

Failure to submit the Technical Bid and Financial Bid in separate sealed envelopes, or disclosure of financial information in the Technical Bid, may render the bid liable for rejection.

2.4.3. Bid Prices

The bidder shall quote item rates in the BOQ provided with the Tender Document.
The quoted rates shall be deemed to include all costs associated with the complete execution of the work, including but not limited to:

- Cost of materials, boards, laminates, veneers, hardware, fittings and accessories.
- Labour, fabrication, machining, assembly and finishing.
- Transportation, loading, unloading and handling.
- Storage and protection of materials.
- Installation, fixing, alignment and adjustments.
- Testing, inspection and rectification.
- Tools, tackles, equipment and incidental expenses.
- Insurance, statutory obligations, overheads and contractor's profit.
- All other costs necessary for the satisfactory completion and handing over of the work.

GST shall be treated as specified in the BOQ and Contract Data.
The rates quoted by the bidder shall remain firm during the currency of the Contract, unless otherwise specifically provided in the Contract.
The bidder shall ensure that all applicable BOQ items are priced. Unpriced items shall be dealt with in accordance with the provisions of the Tender Document.

2.4.4. Tender Fee

The bidder shall pay the prescribed Tender Fee, together with applicable GST, through NEFT to the Employer's bank account specified in the Notice Inviting Tender.
Proof of payment shall be enclosed in the Technical Bid.
The Tender Fee is non-refundable.

2.4.5. Earnest Money Deposit (EMD)

The bidder shall furnish the Earnest Money Deposit of the amount specified in the Notice Inviting Tender, in the manner prescribed therein.
The EMD may be submitted through:
• Demand Draft.
• Banker's Cheque.
• NEFT Transfer.
Proof of payment or the prescribed EMD instrument shall be enclosed in the Technical Bid.
A bid not accompanied by the required EMD, unless specifically exempted under applicable rules or Government Orders, shall be liable for rejection.
The EMD of unsuccessful bidders shall be returned in accordance with the applicable provisions and after completion of the tender process.
The EMD of the successful bidder shall be dealt with in accordance with the Contract Data and applicable provisions.
The EMD shall be forfeited if:

• The bidder withdraws the bid during the validity period.
• The bidder modifies the bid after submission.
• The successful bidder fails to execute the Agreement.
• The successful bidder fails to furnish Performance Security.

Unsuccessful bidders' EMD shall be refunded without interest after award of contract within a period of 15days. EMD of L2 & L3 bidders shall be released only after award of work.

2.4.6. Bid Validity

The bid shall remain valid for a period of 120 days from the date of opening of the Technical Bid, unless otherwise specified in the Notice Inviting Tender.

The Employer may request the bidders to extend the validity of their bids. Such request and the bidder's response shall be made in writing.

A bidder agreeing to extend the validity of the bid shall not be permitted to modify the substance or price of the bid.

2.4.7. Signing of the Bid

The bid shall be signed by the bidder or by a person duly authorised to sign on behalf of the bidder. In the case of a company, partnership firm or other legal entity, the person signing the bid shall submit appropriate authorisation.

All pages of the Technical Bid and Financial Bid, including the BOQ and supporting documents, shall be duly signed or initialled by the authorised signatory.

Any corrections, overwriting or alterations shall be duly authenticated by the authorised signatory.

2.4.8. Deviations and Conditional Bids

The bidder shall submit the bid in accordance with the requirements of the Tender Document. Conditional bids, bids containing deviations from the essential requirements, or bids that seek to impose conditions not provided in the Tender Document may be treated as non-responsive and liable for rejection.

Any proposed deviation shall be clearly stated in the Technical Bid. The Employer shall decide whether such deviation is acceptable or constitutes a material deviation.

2.4.9. Alternative Offers

Alternative offers or proposals involving changes to the approved layouts, dimensions, materials, finishes or specifications shall not be considered unless specifically invited or permitted in writing by the Employer.

The bidder shall base the offer strictly on the drawings, specifications and BOQ issued with the Tender Document.

2.5. SUBMISSION AND OPENING OF BIDS

2.5.1. Submission of Bids

The bidder shall submit the Technical Bid and Financial Bid in two separate sealed envelopes, placed inside a single sealed outer envelope, as specified under Clause 2.3.2.

The sealed outer envelope shall be delivered to the address and before the date and time specified in the Notice Inviting Tender.

The bidder shall ensure that the bid is received by the Employer before the prescribed deadline. Bids received after the stipulated date and time shall not be accepted.

2.5.2. Modification and Withdrawal of Bids

A bidder may modify or withdraw its bid by submitting a written notice to the Employer before the deadline for submission of bids.

The notice shall be duly signed by the authorised representative of the bidder and shall be submitted in a sealed cover clearly marked “MODIFICATION” or “WITHDRAWAL”, as applicable.
No modification or withdrawal shall be permitted after the deadline for submission of bids.

2.5.3. Opening of Technical Bids

The Technical Bids shall be opened at the date, time and place specified in the Notice Inviting Tender, in the presence of bidders or their authorised representatives who choose to attend.
Only Envelope No. 1 – Technical Bid shall be opened at this stage.
Envelope No. 2 – Financial Bid shall remain sealed and securely retained by the Employer until completion of the technical evaluation and qualification process.
The opening of the Technical Bids shall not constitute acceptance or qualification of any bidder.

2.5.4. Preliminary Examination of Technical Bids

The Employer shall conduct a preliminary examination of the Technical Bids to verify:
a) Whether the bid has been submitted in the prescribed format.
b) Whether the required documents and declarations have been furnished.
c) Whether the Tender Fee and EMD requirements have been complied with.
d) Whether the bid has been duly signed by an authorised person.
e) Whether the bidder satisfies the basic eligibility requirements specified in the NIT and Tender Document.
The Employer may seek written clarification or additional information from a bidder, wherever considered necessary, provided such clarification does not permit any material alteration of the bid.

2.5.5. Technical Evaluation and Qualification

The Technical Bids shall be evaluated by the Employer or an Evaluation Committee constituted for the purpose.
The evaluation shall include verification of:
a) Compliance with the eligibility criteria specified in the NIT.
b) Relevant work experience and satisfactory completion of similar works.
c) Validity and authenticity of supporting documents.
d) Compliance with the technical requirements, drawings, specifications and other conditions of the Tender Document.
e) Acceptance of the scope of work and contractual requirements.
Only bidders who satisfy the prescribed eligibility and technical requirements shall be declared Technically Qualified and considered for opening of the Financial Bid.
Bidders who fail to satisfy the eligibility or technical requirements shall be declared technically disqualified.
The decision of the Employer regarding technical qualification shall be communicated to the bidders.

2.5.6. Opening of Financial Bids

The Financial Bids of only those bidders who have been declared Technically Qualified shall be opened.
The Employer shall notify the technically qualified bidders of the date, time and venue for opening of the Financial Bids.
The Financial Bids of technically disqualified bidders shall remain unopened and shall be returned or otherwise dealt with in accordance with the Employer's procedure.
The Financial Bids shall be opened in the presence of the qualified bidders or their authorised representatives who choose to attend.

The opening of the Financial Bids shall be recorded, and the quoted amounts shall be read out or recorded in the proceedings.
No Financial Bid shall be opened for a bidder who has not qualified in the technical evaluation.

2.6. EVALUATION OF FINANCIAL BIDS

2.6.1. Evaluation Basis

The Financial Bids of technically qualified bidders shall be examined and evaluated based on the rates and amounts quoted in the prescribed BOQ.
The evaluation shall be carried out in accordance with the BOQ, Tender Conditions and applicable provisions.

2.6.2. Arithmetic Corrections

The Employer shall check the Financial Bids for arithmetic errors.
In the event of discrepancy between the unit rate and the amount obtained by multiplying the unit rate by the quantity, the unit rate shall generally prevail and the amount shall be corrected accordingly.
In case of discrepancy between the amount in figures and words, the amount in words shall prevail, subject to the applicable tender provisions.
The bidder shall be informed of any arithmetic corrections. The corrected amount shall be considered for evaluation.

2.6.3. Evaluation of Quoted Rates

The Employer shall examine the quoted rates and the total bid amount for completeness, consistency and reasonableness.
Abnormally high or low rates, unbalanced bids or any apparent errors may be examined by the Employer, and clarification may be sought from the concerned bidder.
Such clarification shall not permit the bidder to revise or alter the quoted rates or total bid amount.

2.6.4. Determination of Lowest Evaluated Bidder

The lowest evaluated responsive Financial Bid among the technically qualified bidders shall ordinarily be considered for award of the Contract, subject to verification of the bid and approval of the Employer.
The lowest quoted amount shall not automatically confer any right to award of the Contract.

2.6.5. Right to Accept or Reject Bids

The Employer reserves the right to accept or reject any bid, including the lowest bid, or to annul the tender process and reject all bids at any stage, without assigning any reason and without thereby incurring any liability to the affected bidders, subject to applicable laws and rules.

2.7. AWARD OF CONTRACT

2.7.1. Award Criteria

The Contract shall ordinarily be awarded to the bidder whose Financial Bid is determined to be the lowest evaluated responsive bid among the technically qualified bidders, subject to the approval of the Employer and compliance with all tender conditions.

2.7.2. Letter of Acceptance

The successful bidder shall be issued a Letter of Acceptance (LoA) by the Employer.
The LoA shall constitute formal communication of acceptance of the bid, subject to fulfilment of the requirements stipulated in the Tender Document.

2.7.3. Performance Security

The successful bidder shall furnish the Performance Security in the amount and within the period specified in the Contract Data and Notice Inviting Tender.

Failure to furnish the Performance Security within the prescribed period may result in cancellation of the award and forfeiture of the EMD, subject to the applicable provisions.

2.7.4. Execution of Agreement

The successful bidder shall execute the Agreement with the Employer within the period specified in the Letter of Acceptance or Contract Data.
The Agreement shall incorporate the Tender Document, accepted bid, Letter of Acceptance and other relevant documents forming part of the Contract.

2.7.5. Commencement of Work

The successful bidder shall commence the work in accordance with the commencement instructions issued by the Employer and shall complete the work within the stipulated Contract Period.
The Contractor shall not commence fabrication or procurement of customised furniture items requiring final site measurements until the relevant dimensions and details have been verified and approved for execution by the Employer's Representative.

2.7.6. Notification to Unsuccessful Bidders

The Employer shall notify unsuccessful bidders of the outcome of the tender process after completion of the evaluation and award process.
The EMD of unsuccessful bidders shall be returned in accordance with the applicable provisions of the Tender Document.

3. GENERAL CONDITIONS OF CONTRACT (GCC)

PART A – GENERAL PROVISIONS

3.1. Definitions

Unless the context otherwise requires, the following words and expressions shall have the meanings assigned to them below:

3.1.1. Employer

Means The Cochin Co-operative Hospitals Society Ltd. No. E-288, acting through its authorised representative, and includes its successors and permitted assigns.

3.1.2. Engineer-in-Charge

Means the Architect, Engineer, Project Management Consultant or any other person authorised in writing by the Employer to supervise, inspect, certify and administer the Contract on behalf of the Employer.

3.1.3. Contractor

Means the person, firm, company or other legal entity whose Bid has been accepted by the Employer and includes its legal representatives, successors and permitted assigns.

3.1.4. Contract

Means the legally binding agreement executed between the Employer and the Contractor together with all Contract Documents forming part thereof.

3.1.5. Contract Documents

Means the documents forming the Contract, including but not limited to:

- Letter of Acceptance (LoA).
- Agreement.
- Notice Inviting Tender (NIT).
- Instructions to Bidders (ITB).
- General Conditions of Contract (GCC).
- Special Conditions of Contract (SCC).

- Contract Data.
- Technical Specifications / Employer's Requirements.
- Approved Drawings, layouts, elevations and detailed furniture/joinery drawings.
- Material and Finish Schedule.
- Approved Makes Schedule, wherever applicable.
- Bill of Quantities (BOQ).
- Corrigenda and Addenda.
- Written instructions issued under the Contract.

3.1.6. Contract Price

Means the amount accepted by the Employer for execution of the Work, subject to additions or deductions in accordance with the Contract.

3.1.7. Work

Means the entire work to be executed by the Contractor under the Contract, including procurement, fabrication, supply, transportation, delivery, installation, fixing, finishing and all incidental activities necessary for satisfactory completion and handing over of the furniture and fitments.

3.1.8. Site

Means the premises and locations where the Work is to be executed, together with any other area made available by the Employer for execution of the Contract.

3.1.9. Completion

Means completion of the Work in all respects in accordance with the Contract and certification by the Engineer-in-Charge.

3.1.10. Defect Liability Period (DLP)

Means the period specified in the Contract during which the Contractor shall remain responsible for rectification of defects, deficiencies and faults in the materials, fabrication, workmanship, installation and fixing of the Work.

3.1.11. Day

Means a calendar day unless otherwise specified.

3.1.12. Month

Means a calendar month.

3.1.13. Writing

Includes communication by letter, e-mail or any other written mode accepted by the Employer.

3.1.14. Materials

Means all boards, laminates, veneers, solid wood, metals, glass, hardware, fittings, accessories, finishes and other materials incorporated into or supplied as part of the Work.

3.1.15. Shop Drawings

Means detailed drawings, fabrication details, assembly details and installation details prepared by the Contractor based on the Employer's approved drawings and specifications for the purpose of fabrication and installation coordination.

3.1.16. Interpretation

Unless the context otherwise requires:

a) Words importing the singular shall include the plural and vice versa.

b) Words importing one gender shall include all genders.

c) Headings are inserted for convenience only and shall not affect the interpretation of the Contract.

d) References to any Act, Rule, Regulation or Government Order shall include amendments, modifications or re-enactments thereof.

e) References to Clauses are references to Clauses of this Contract unless otherwise stated.
f) The words "shall", "may" and "should" shall be interpreted as follows:

- Shall – mandatory obligation.
- May – discretionary power.
- Should – recommendation or advisory requirement.

3.1.17. Contract Documents

The Contract shall consist of the documents listed in Clause 3.1.5, which shall be read together as one integrated document.
The Contractor shall carefully examine all Contract Documents and shall immediately notify the Engineer-in-Charge of any discrepancy, ambiguity, omission or inconsistency found therein.
No deviation from the Contract Documents shall be made without the written approval of the Employer or the Engineer-in-Charge acting within the authority delegated by the Employer.
The Contractor shall not proceed with any work affected by an unresolved discrepancy until the necessary clarification or instruction is received.

3.1.18. Order of Precedence

In the event of any discrepancy between the Contract Documents, the order of precedence shall be as specified in the Agreement or Contract Data.
Where no specific order of precedence has been stated, the discrepancy shall be referred to the Employer for a written determination before the affected work is executed.
The Contractor shall not independently interpret or resolve any material discrepancy in a manner that alters the approved design, specifications, dimensions or quality requirements.

3.2. Scope of Contract

The Contractor shall procure, fabricate, supply, transport, deliver, install and fix the furniture and fitments in accordance with the Contract Documents and to the satisfaction of the Engineer-in-Charge.
The Contractor shall provide all labour, materials, tools, machinery, equipment, transportation, handling, storage, supervision, temporary arrangements and other resources necessary for proper execution and completion of the Work, unless specifically stated otherwise in the Contract.
The Employer shall provide the interior layouts, dimensions, material specifications, finish specifications and relevant design details.
The Contractor shall be responsible for:
a) Procuring materials conforming to the approved specifications and makes.
b) Verifying site dimensions and existing conditions before fabrication.
c) Preparing shop drawings and fabrication details wherever required.
d) Obtaining approval of samples, materials, finishes and hardware before procurement or fabrication, wherever required.
e) Fabricating the furniture to the approved dimensions and details.
f) Transporting and delivering the finished furniture safely to the Site.
g) Installing, fixing, aligning and adjusting the furniture and fitments.
h) Protecting the completed furniture and existing premises during execution.
i) Rectifying defects and completing all outstanding work before handing over.
The Contractor shall not independently redesign, modify or alter the approved layouts, dimensions, materials, finishes or design details without prior written approval of the Employer.
Electrical, data, lighting and associated installations are excluded from the scope of this Contract.

3.3. Compliance with Instructions

The Contractor shall promptly comply with all lawful instructions issued by the Engineer-in-Charge in connection with the execution of the Work, provided such instructions are consistent with the Contract Documents.

Where the Contractor considers that an instruction constitutes a variation or may affect the Contract Price or the Time for Completion, the Contractor shall notify the Engineer-in-Charge in writing within seven (7) days of receipt of the instruction.

The Contractor shall not proceed with any work involving a variation without obtaining the required written approval.

Failure to notify within the stipulated period may affect the Contractor's entitlement to any subsequent claim arising from that instruction, subject to the provisions of the Contract and applicable law.

PART B – EXECUTION OF WORK

3.4. Employer's Representative

The Employer may appoint an Engineer-in-Charge or any other authorised representative to administer the Contract on its behalf.

The Engineer-in-Charge shall have the authority to:

a) Issue instructions relating to the execution of the Work.

b) Inspect the quality of materials, fabrication and workmanship.

c) Review and approve or reject materials, samples, finishes, shop drawings and workmanship in accordance with the Contract.

d) Verify measurements and quantities of completed work.

e) Certify payments for work satisfactorily executed.

f) Order rectification of defective or non-conforming work.

g) Recommend extensions of time, variations and other contractual matters for approval by the Employer.

The Engineer-in-Charge shall have no authority to amend the Contract or waive any contractual obligation of the Contractor unless specifically authorised in writing by the Employer.

Approval or certification by the Engineer-in-Charge shall not relieve the Contractor of responsibility for compliance with the Contract.

3.5. Contractor's Representative

The Contractor shall nominate, before commencement of the Work, a competent representative authorised to act on behalf of the Contractor for all matters relating to the Contract.

The Contractor's Representative shall:

a) Remain responsible for the day-to-day supervision of the Work.

b) Receive instructions issued by the Engineer-in-Charge.

c) Ensure compliance with the Contract Documents.

d) Coordinate fabrication, delivery and installation activities.

e) Be available at the Site whenever required during execution of the Work.

Any instruction issued to the Contractor's Representative shall be deemed to have been issued to the Contractor.

The Contractor shall not replace the Contractor's Representative without prior written intimation to the Employer.

3.6. Communications and Notices

All notices, instructions, approvals, requests, consents and other communications relating to the Contract shall be in writing.

Communications may be delivered by hand, registered post, speed post, courier service, electronic mail or any other mode accepted by the Employer.

Any communication shall be deemed to have been received:

a) On the date of delivery, if delivered by hand.

b) On the date recorded by the postal or courier service, if sent by registered post, speed post or courier.

c) On the date of transmission, if sent by electronic mail, provided that no delivery failure notification is received.

The Contractor shall promptly notify the Employer of any change in address, telephone number, e-mail address or authorised representative.

Failure to notify such changes shall not invalidate any communication sent to the last notified address.

3.7. Commencement of Work

The Contractor shall commence the Work within seven (7) days from the date of issue of the Work Order or from the date of handing over of the Site, whichever is later, unless otherwise specified in the Contract.

The Contractor shall immediately mobilise the necessary labour, materials, equipment and supervisory personnel required for timely execution of the Work.

The Contractor shall coordinate with the Employer regarding access to the premises, measurement, procurement, fabrication, delivery and installation.

Failure to commence the Work within the stipulated period, without reasonable cause, may constitute a breach of Contract and entitle the Employer to take action in accordance with the Contract.

3.8. Programme of Work

Within seven (7) days of commencement of the Work, the Contractor shall submit a detailed work programme indicating:

a) Sequence of activities.

b) Site measurement and verification schedule.

c) Shop drawing preparation and approval schedule, wherever applicable.

d) Material procurement schedule.

e) Fabrication and finishing schedule.

f) Delivery and installation schedule.

g) Deployment of manpower.

h) Milestones for completion.

The Engineer-in-Charge may review the programme and suggest reasonable modifications to facilitate proper execution of the Work.

Approval of the programme shall not relieve the Contractor of the responsibility to complete the Work within the stipulated Time for Completion.

Where progress falls behind the approved programme, the Contractor shall take all necessary measures to regain the schedule at no additional cost to the Employer, unless the delay is attributable to the Employer or otherwise entitles the Contractor to relief under the Contract.

3.9. Site Possession

The Employer shall make the relevant areas of the Site available to the Contractor in accordance with the programme and arrangements specified in the Contract.
The Contractor shall inspect the Site immediately upon taking possession and report any existing conditions likely to affect execution of the Work.
The Contractor shall coordinate all delivery, storage, fabrication-related activities and installation operations with the Employer.
The Contractor shall protect all existing buildings, structures, floors, walls, ceilings, doors, windows, utilities, equipment and other property within or adjacent to the Site.
Any damage caused by the Contractor shall be made good by the Contractor at his own cost to the satisfaction of the Engineer-in-Charge.

3.10. Site Measurement and Verification

The Contractor shall independently verify all relevant site dimensions, levels, openings, clearances and existing conditions before commencing fabrication.
The Contractor shall ensure that the furniture and fitments are fabricated to suit the actual site conditions and the approved drawings.
Where any discrepancy is found between the site dimensions and the drawings or specifications, the Contractor shall immediately notify the Engineer-in-Charge in writing and obtain clarification before proceeding.
The Contractor shall not rely solely on the dimensions indicated in the drawings without carrying out the necessary site verification.
The cost of site measurement and verification shall be deemed included in the Contract Price.
Approval of dimensions or shop drawings by the Engineer-in-Charge shall not relieve the Contractor of responsibility for accurate fabrication and proper installation.

3.11. Materials

All materials incorporated in the Work shall:
a) Be new, unused and of approved quality.
b) Conform to the specifications, dimensions, grades and finishes stated in the Contract Documents.
c) Conform to relevant BIS Specifications or other applicable standards wherever specified.
d) Be obtained from the approved manufacturers or makes wherever an Approved Makes Schedule is provided.
e) Be free from defects, damage, warping, delamination, corrosion, discolouration and other imperfections affecting quality, appearance or durability.
f) Be subject to inspection and approval by the Engineer-in-Charge.
The Contractor shall submit samples of materials, finishes, laminates, veneers, hardware, fittings and accessories whenever required.
The Engineer-in-Charge may require manufacturers' technical data sheets, product literature, test certificates, warranties or proof of origin wherever applicable.
Materials rejected by the Engineer-in-Charge shall be removed from the Site by the Contractor within the time specified.
Failure to remove rejected materials may entitle the Employer to remove them at the Contractor's risk and cost.

3.12. Approval of Materials and Samples

The Contractor shall submit samples of major materials, finishes, hardware, fittings and accessories for approval before procurement or incorporation into the Work, wherever required by the Technical Specifications or the Engineer-in-Charge.

No major material shall be procured for incorporation into the Work, or used in fabrication, without prior approval wherever such approval is required under the Contract.

Approval of samples shall not waive the requirement that all materials subsequently supplied conform to the approved samples and specifications.

The Employer may require manufacturers' test certificates, technical data sheets, warranties, product specifications or proof of origin, wherever applicable.

Any material or product subsequently found to be defective, damaged or non-conforming may be rejected notwithstanding earlier approval of its sample.

The Contractor shall replace rejected materials at his own cost.

3.13. Workmanship and Fabrication

The Work shall be executed in a proper, workmanlike and professional manner by skilled and competent personnel experienced in furniture fabrication, joinery and installation.

Fabrication and workmanship shall conform to:

a) Contract Drawings and Specifications.

b) Approved shop drawings and samples.

c) Relevant BIS Standards, wherever applicable.

d) Manufacturer's recommendations for the use and installation of materials and hardware.

e) Good furniture manufacturing and installation practice.

f) Instructions of the Engineer-in-Charge.

All furniture shall be accurately fabricated, properly assembled and finished, with due attention to dimensions, alignment, joints, edges, surface finish, hardware operation and overall appearance.

Visible surfaces shall be free from scratches, dents, stains, chips, uneven finishes, glue marks and other defects.

All edges shall be properly finished and sealed as specified. Joints shall be neat, firm and properly aligned. Doors, drawers, shutters, sliding elements and other moving components shall operate smoothly.

All hardware and accessories shall be installed in accordance with the manufacturer's recommendations and the approved details.

Defective workmanship shall be rectified by the Contractor at his own cost.

3.14. Inspection and Testing

The Engineer-in-Charge or any person authorised by the Employer shall have the right to inspect the materials, samples, fabrication, finished products and installation at any reasonable time during execution of the Contract.

The Contractor shall provide all reasonable assistance, access, labour, instruments and facilities necessary for inspection and testing without any additional cost to the Employer.

The Contractor shall give adequate notice whenever any material, fabricated item or installation is ready for inspection.

The Engineer-in-Charge may inspect the Work at the fabrication facility, at the Site or at any other location where materials or furniture are stored or assembled for the Contract.

Inspection may include verification of:

a) Material quality and thickness.

b) Dimensions and tolerances.
c) Surface finishes and edge treatment.
d) Joints, fixings and assembly.
e) Hardware, fittings and accessories.
f) Alignment, stability and operation of installed furniture.
Inspection or testing by the Engineer-in-Charge shall not relieve the Contractor of responsibility for the quality and conformity of the Work.

3.15. Rejection and Rectification

The Engineer-in-Charge may reject any material, fabrication, workmanship, furniture item or completed installation which does not conform to the Contract Documents.
Upon receipt of such instruction, the Contractor shall promptly remove, replace or rectify the rejected material or work within the time specified by the Engineer-in-Charge.
Where the Contractor fails to comply within the stipulated time, the Employer may carry out the rectification through other agencies at the risk and cost of the Contractor, after giving reasonable notice.
The Contractor shall bear all costs associated with removal, replacement, transportation, refabrication, reinstallation and making good any damage arising from such rejection or rectification.
Such action shall not relieve the Contractor of any other contractual obligations.

3.16. Variations

The Employer may, through the Engineer-in-Charge, order variations in the Work, including:
a) Increase or decrease in quantities.
b) Addition of new items of furniture or fitments.
c) Omission of any item of work.
d) Change in material, quality, dimensions or specifications.
e) Change in finish, hardware or accessories.
f) Change in sequence or method of execution, where necessary.
No variation shall be carried out without a written instruction issued or confirmed by the Engineer-in-Charge with the approval of the Employer, wherever required.
The valuation of variations shall be carried out in accordance with the provisions contained in the Special Conditions of Contract or the applicable rates and principles adopted for the Contract.
The Contractor shall not be entitled to any claim for additional payment or extension of time unless such claim is submitted in writing and approved in accordance with the Contract.

3.17. Extension of Time

If the progress of the Work is delayed due to reasons beyond the reasonable control of the Contractor, the Contractor may apply for an extension of the Time for Completion.
The application shall:
a) Be made in writing.
b) State the reasons for the delay.
c) Be supported by relevant records and evidence.
d) Be submitted within seven (7) days of the occurrence of the event giving rise to the delay.
The Engineer-in-Charge shall examine the request and make appropriate recommendations to the Employer.
Grant of an extension of time shall not automatically entitle the Contractor to any additional payment unless specifically provided under the Contract.

3.18. Suspension of Work

The Engineer-in-Charge may instruct the Contractor to suspend the whole or any part of the Work for reasons including, but not limited to:

a) Safety requirements.

b) Non-conforming work.

c) Defective or unapproved materials.

d) Adverse site conditions.

e) Administrative requirements.

f) Any other reason considered necessary in the interest of the Work.

The Contractor shall protect and secure the Work, materials, equipment and completed installations during the period of suspension.

Where the suspension is attributable to the Contractor, the Contractor shall not be entitled to any additional cost or extension of time.

Where the suspension is not attributable to the Contractor, the Engineer-in-Charge shall examine the circumstances and recommend an extension of time and reimbursement of demonstrable additional costs, wherever admissible under the Contract.

3.19. Care of the Works

The Contractor shall be solely responsible for the care, protection and security of the Works, materials, equipment and temporary arrangements from the date of commencement until the issue of the Completion Certificate or taking over of the Works by the Employer, whichever is earlier.

The Contractor shall promptly make good, at his own cost, any loss or damage to the Works arising from theft, vandalism, negligence, fire, weather, flood, mishandling, improper storage or any other cause, except where such loss or damage is attributable to the Employer or constitutes a Force Majeure event under the Contract.

The Contractor shall take all reasonable measures to safeguard adjoining properties, existing installations, utilities and public infrastructure during execution of the Works.

Furniture and materials delivered to the Site shall be adequately protected against moisture, dust, impact, scratches and other damage until formal handing over.

PART C – FINANCIAL PROVISIONS

3.20. Contract Price

The Contract Price shall be the amount accepted by the Employer in the Letter of Acceptance and incorporated in the Agreement, subject to additions or deductions arising from approved variations or other adjustments permitted under the Contract.

The Contract Price shall be deemed to include all costs necessary for the proper execution and completion of the Work, including labour, materials, hardware, fabrication, transportation, loading, unloading, handling, storage, supervision, installation, fixing, finishing, testing, insurance, statutory obligations, overheads, Contractor's profit and all incidental expenses, except GST where payable separately under applicable law.

No claim for additional payment shall be entertained on account of the Contractor's failure to assess correctly the cost of execution, except where expressly provided in the Contract.

3.21. Performance Security

The successful bidder shall furnish a Performance Security in the amount and form specified in the Notice Inviting Tender, Contract Data and Letter of Acceptance.

The Performance Security shall be submitted within the period specified in the Letter of Acceptance and shall remain valid until completion of the Defect Liability Period or such other period specified in the Contract.
Failure to furnish the Performance Security within the stipulated period may result in cancellation of the award and such other action as may be permissible under the Contract and applicable Government Orders.
The Performance Security shall be released after satisfactory completion of all contractual obligations, including the Defect Liability Period, subject to adjustment of any dues recoverable from the Contractor.
Additional Performance Security, if applicable under the prevailing Government Orders or as specified in the Special Conditions of Contract, shall be furnished by the Contractor within the prescribed time.

3.22. Measurements

All work executed under the Contract shall be measured in accordance with the applicable provisions of the Bill of Quantities and the measurement requirements specified in the Contract.
Measurements shall be recorded by the Engineer-in-Charge or his authorised representative and shall be jointly verified with the Contractor or his authorised representative.
Measurements may include the number, dimensions, type, material, finish and other relevant particulars of the furniture and fitments supplied and installed.
If the Contractor fails to attend the measurement after due notice, the measurements recorded by the Engineer-in-Charge shall be deemed to be correct unless proved otherwise.
The Contractor shall provide all necessary assistance and records for measurement and verification.

3.23. Interim Payments

3.23.1. Submission of Running Account Bills

The Contractor shall submit Running Account (RA) Bills at monthly intervals, or at such other intervals as may be approved by the Employer, for the value of work executed during the relevant period. Each RA Bill shall be supported by item-wise details, measurements, progress records and other documents required by the Engineer-in-Charge.

3.23.2. Valuation of Work Executed

The value claimed in each RA Bill shall be based on the actual quantities of work satisfactorily executed in accordance with the Contract, approved drawings and specifications. The Engineer-in-Charge shall verify the quantities, quality and progress of the work and certify the amount eligible for interim payment.
The valuation shall include the value of furniture satisfactorily fabricated, delivered and installed, as applicable, and any other work or component eligible for payment under the Contract.

3.23.3. Payment against Materials at Contractor's Factory or Other Approved Off-Site Premises

The Employer may, at its discretion and subject to prior written approval, permit interim payment against materials procured for the Work and stored at the Contractor's factory, workshop or other approved off-site premises.
Such payment shall be subject to the following conditions:
a. No payment shall be made merely against a purchase order, supplier quotation, pro forma invoice or an undertaking to procure materials. The Contractor shall establish that the materials have actually been procured and physically received.

b. The Contractor shall submit the purchase orders, supplier tax invoices, delivery challans or goods receipt records, procurement schedule, material specifications, quantities, values and other supporting documents required by the Engineer-in-Charge.
c. The materials shall conform to the approved specifications and shall be physically inspected and verified by the Engineer-in-Charge or an authorised representative of the Employer.
d. The materials shall be clearly identified, separately recorded and earmarked exclusively for the CCHS project. The Contractor shall not divert, substitute, remove, sell, pledge or otherwise deal with such materials without prior written permission of the Employer.
e. Upon payment, ownership of the materials to the extent of the amount paid shall vest in the Employer, free from all liens, charges and encumbrances. The Contractor shall remain responsible for their custody, storage, protection, insurance and incorporation into the Work. Such transfer of ownership shall not relieve the Contractor of responsibility for loss, damage, deterioration or non-conformity.
f. Subject to verification and certification, the Employer may permit payment up to a maximum of 50% of the verified value of eligible materials stored at the Contractor's approved premises. The actual amount payable shall be determined by the Engineer-in-Charge.
g. The Employer shall have the right to inspect the Contractor's factory, workshop, storage premises, procurement records and material registers at reasonable times. The Contractor shall maintain records of materials received, issued for cutting or fabrication, components produced, wastage and balance stock.
h. The Employer may require additional security, including a Bank Guarantee, where considered necessary before permitting payment against such materials.
i. Payment against off-site materials shall be treated as an interim valuation and not as an advance payment. The amount paid shall be adjusted against the value of the corresponding furniture when it is subsequently fabricated, delivered and installed. No double payment shall be made for the same materials or components.

3.23.4. Advance Payment

The Employer may, at its discretion, sanction an advance payment to the Contractor in exceptional circumstances, subject to prior written approval. Such advance shall not exceed 5% of the accepted Contract Price and shall not constitute an automatic entitlement of the Contractor.
The advance shall be released only after execution of the Agreement, submission and acceptance of the required Performance Security, and submission of an irrevocable and unconditional Advance Bank Guarantee for an amount equivalent to 100% of the advance sanctioned, issued by a Scheduled Commercial Bank acceptable to the Employer.
The advance shall be utilised exclusively for procurement of materials and other approved requirements directly related to the execution of the Work. The Contractor shall submit supporting purchase orders, supplier invoices and other procurement records as required by the Employer.

3.23.5. Recovery of Advance Payment

Recovery of the advance shall commence from the first RA Bill submitted after release of the advance. An amount equivalent to 30% of the gross certified value of each RA Bill shall be deducted towards recovery of the advance, subject to the outstanding advance balance. Recovery shall continue in subsequent RA Bills until the entire advance has been recovered.
For this purpose, gross certified value shall mean the value certified for payment in the relevant RA Bill before deduction of retention money, advance recovery, statutory deductions and other recoveries, but excluding GST and amounts already paid or adjusted in earlier bills.

The entire outstanding advance shall be recovered before release of the Final Bill. Any balance remaining unrecovered at the time of completion, termination or determination of the Contract shall become immediately recoverable from the Contractor.

3.23.6. Advance Bank Guarantee

The Advance Bank Guarantee shall remain valid until the advance has been fully recovered. Its value may be progressively reduced corresponding to the amount recovered, subject to prior written approval of the Employer and acceptance of the amended guarantee. The Contractor shall ensure that the guarantee remains valid and enforceable until the Employer confirms full recovery of the advance.

The Employer shall be entitled to recover any outstanding advance from amounts payable to the Contractor under the Contract and, where necessary, invoke the Advance Bank Guarantee in accordance with its terms.

3.23.7. Certification and Payment

The Engineer-in-Charge shall certify the amount payable after verifying the RA Bill and making appropriate adjustments for previous payments, including payments against off-site materials and advance payments, wherever applicable.

Payment shall be made within 30 days from the date of certification of a complete and correct RA Bill, subject to applicable deductions and recoveries under the Contract.

3.23.8. Deductions from RA Bills

The Employer shall be entitled to make the following deductions from each RA Bill, as applicable:

a. Retention Money at the rate of 2.5% of the gross certified value of the RA Bill.

b. Recovery of advance payment in accordance with this Clause.

c. Statutory deductions, taxes and other applicable levies.

d. Amounts relating to defective, incomplete or non-conforming work, where applicable.

e. Other amounts recoverable from the Contractor under the Contract.

3.23.9. Verification and Adjustment of Previous Payments

The Contractor shall maintain a statement of all advance payments received, amounts recovered, payments received against off-site materials and the corresponding materials subsequently incorporated into the Work. Such statement shall accompany each RA Bill where applicable.

The Engineer-in-Charge shall verify the statement and ensure that amounts already paid against materials are appropriately adjusted against the value of the corresponding fabricated, delivered and installed furniture. No material, component or work item shall be paid for more than once.

3.23.10. Effect of Interim Payment

Certification or payment of an RA Bill shall not constitute final acceptance of the work or materials, nor shall it relieve the Contractor of any obligation relating to quality, workmanship, completion, defects or compliance with the Contract. The Employer shall retain the right to recover amounts subsequently found to have been incorrectly certified or paid.

3.23.11. Submission of Final Bill

Upon completion of the entire Work, satisfactory inspection and handover, the Contractor shall submit the Final Bill to the Employer through the Engineer-in-Charge.

The Final Bill shall include the final measurements, item-wise quantities executed, agreed variations, applicable rates and a complete statement of the amounts due under the Contract.

3.23.12. Supporting Documents

The Final Bill shall be accompanied by all required completion records, warranties, guarantees, material certificates, handover documents and other deliverables specified in the Contract.
The Contractor shall also submit a reconciliation statement of all payments received, including:
a. Advance payments received and amounts recovered.
b. Payments received against materials stored at the Contractor's factory or other off-site premises.
c. Amounts adjusted against furniture subsequently fabricated, delivered and installed.
d. Previous RA Bill payments and other amounts received under the Contract.

3.23.13. Verification and Certification

The Engineer-in-Charge shall verify the Final Bill, final measurements, quality and completion of the Work and certify the final amount payable after accounting for:
a. The total value of work satisfactorily executed and accepted under the Contract.
b. All payments previously made to the Contractor.
c. Recovery of advance payments, including any outstanding advance.
d. Adjustment of payments previously made against materials at the Contractor's factory or other off-site premises.
e. Retention Money deducted under the Contract and its release, wherever due, in accordance with the relevant retention provisions.
f. Statutory deductions, taxes, liquidated damages, penalties, recoveries and other amounts due to the Employer under the Contract.

3.23.14. Corrections and Reconciliation

The Engineer-in-Charge shall communicate any discrepancy, omission or correction required in the Final Bill to the Contractor. The Contractor shall submit the corrected bill and supporting documents within the period specified by the Engineer-in-Charge.
Any outstanding advance payment shall be fully recovered before release of the Final Bill payment. Where the amount otherwise payable is insufficient to recover the outstanding advance or any other amount due to the Employer, the balance shall be recoverable from the Contractor in accordance with the provisions of the Contract.

3.24. Final Payment

The certified amount of the Final Bill shall be paid within 30 days from the date of certification of the complete and correct Final Bill, subject to applicable deductions and recoveries under the Contract. Certification and payment of the Final Bill shall constitute settlement of the measured value of the Work and amounts due thereunder, subject to the Employer's right to recover amounts subsequently found to have been incorrectly certified or paid and subject to any claims or liabilities surviving under the Contract.

3.25. Relationship with Defect Liability Period

Submission, certification or payment of the Final Bill shall not relieve the Contractor of any contractual obligation relating to defects, deficiencies or non-conformities arising or notified during the Defect Liability Period. Such obligations shall continue to be governed by Clause 3.39 and the applicable provisions of the Contract.
The Final Bill shall not be withheld solely on the ground that the Defect Liability Period has not expired, provided the Work has been completed, handed over and the required contractual deliverables have been submitted.

3.26. Retention Money

The Employer shall deduct and retain an amount equivalent to 2.5% (Two and a Half Percent) of the gross value of each Running Account Bill certified for payment, towards Retention Money, until completion of the entire Work.

The Contractor may, at any time, request release of the accumulated Retention Money against submission of an equivalent amount in the form of an irrevocable and unconditional Bank Guarantee, payable on demand, issued by a Scheduled Commercial Bank acceptable to the Employer.

The Bank Guarantee shall remain valid until the date on which the corresponding Retention Money would otherwise become due for release under the Contract, together with an additional claim period of at least 60 days. Where necessary, the Contractor shall extend the validity of the Bank Guarantee before its expiry.

Upon issue of the Completion Certificate for the entire Work by the Employer, 50% of the total Retention Money shall be released to the Contractor, subject to adjustment of any recoveries or dues payable under the Contract.

The remaining 50% of the Retention Money shall be released after expiry of the Defect Liability Period, provided the Engineer-in-Charge has certified that all defects notified to the Contractor before expiry of the Defect Liability Period have been satisfactorily rectified.

Where the Retention Money has been substituted by a Bank Guarantee, the corresponding portion of the Bank Guarantee shall be released or reduced upon fulfilment of the above conditions.

The Employer shall be entitled to invoke the Bank Guarantee, in whole or in part, in respect of any amount recoverable from the Contractor under the Contract, subject to the terms of the Bank Guarantee and applicable law.

3.27. Taxes and Duties

The Contractor shall be responsible for payment of all taxes, duties, cess, levies and statutory contributions applicable to the Contract, except where specifically provided otherwise under applicable law.

GST shall be dealt with in accordance with the prevailing provisions of the Goods and Services Tax laws.

The Contractor shall comply with all statutory requirements relating to tax registration, filing of returns and remittance of taxes.

3.28. Recovery of Dues

The Employer shall have the right to recover from any amount due to the Contractor any sum payable by the Contractor under the Contract, including but not limited to:

a) Cost of rectification of defective work.

b) Recovery of advances, if any.

c) Liquidated Damages.

d) Compensation for damage caused by the Contractor.

e) Statutory recoveries.

f) Retention money and other contractual deductions.

g) Any other amount recoverable under the Contract.

If the amounts due are insufficient, the Employer may recover the balance from the Performance Security or in accordance with law.

PART D – STATUTORY OBLIGATIONS

3.29. Compliance with Applicable Laws

The Contractor shall, at all times during the execution of the Contract, comply with all applicable Central, State and Local laws, rules, regulations, Government Orders and statutory requirements relating to the Work.

The Contractor shall obtain and maintain all licences, permits, registrations and approvals required for the execution of the Work unless specifically stated otherwise in the Contract.

Any penalty, compensation or loss arising out of non-compliance with statutory requirements by the Contractor shall be borne solely by the Contractor.

3.30. Labour Laws

The Contractor shall comply with all applicable labour laws including, but not limited to:

- Building and Other Construction Workers legislation, wherever applicable.
- Contract Labour legislation, wherever applicable.
- Employees' Compensation Act.
- Employees' Provident Fund and Miscellaneous Provisions Act.
- Employees' State Insurance Act, wherever applicable.
- Minimum wages and payment of wages legislation.
- Child and Adolescent Labour legislation.
- Any other applicable labour legislation in force.

The Contractor shall maintain all statutory registers, records and returns as required under law and shall produce them for inspection whenever required by the Employer or statutory authorities.

The Contractor shall be solely responsible for payment of wages, benefits, statutory contributions and other dues payable to its employees and workers.

3.31. Safety Requirements

The Contractor shall be solely responsible for the safety of all persons engaged in the Work and for ensuring safe working conditions at the Site.

The Contractor shall provide and maintain, at his own cost:

a) Personal Protective Equipment (PPE).

b) Safety helmets and safety shoes.

c) Reflective jackets wherever required.

d) Safety harnesses wherever required.

e) Barricades and warning signs.

f) First Aid Box.

g) Suitable fire safety equipment.

h) Adequate lighting and other safety arrangements wherever required.

The Contractor shall ensure that all work is carried out in accordance with applicable safety regulations and good industry practice.

The Engineer-in-Charge may require immediate suspension of any unsafe activity until corrective measures are implemented.

3.32. Insurance

The Contractor shall obtain and maintain, at his own cost, all insurance policies required under applicable law and the Contract.

Such insurance shall include, as applicable:

a) Employees' Compensation / Workmen Compensation Insurance.

b) Third Party Liability Insurance.

c) Contractor's All Risk (CAR) Insurance, where specified in the Contract Data or Special Conditions.

d) Insurance for plant, machinery and equipment brought to the Site.
e) Insurance covering materials and furniture during transportation, handling and storage, wherever required under the Contract.
The Contractor shall furnish copies of insurance policies and proof of premium payment to the Employer before commencement of the Work and whenever renewed.
Failure to maintain the required insurance shall constitute a breach of Contract.

3.33. Accidents and Damage

The Contractor shall immediately notify the Engineer-in-Charge of any accident resulting in:

- Death.
- Serious injury.
- Damage to property.
- Damage to utilities or existing installations.
- Environmental pollution.
- Any incident reportable under law.

The Contractor shall investigate the incident, take immediate corrective action and submit a written report to the Employer.
The Contractor shall indemnify and keep indemnified the Employer against all claims arising out of accidents attributable to the Contractor.

3.34. Environmental Protection and Housekeeping

The Contractor shall execute the Work in an environmentally responsible manner.
Without limiting the generality of the above, the Contractor shall:
a) Prevent unnecessary pollution.
b) Control dust and noise during fabrication and installation activities.
c) Ensure proper handling and disposal of packaging materials, offcuts, sawdust, scrap and other waste.
d) Dispose of waste only at authorised locations.
e) Prevent damage to existing buildings, finishes, landscaping and services.
f) Avoid unnecessary wastage of materials.
g) Restore the Site to a clean and orderly condition upon completion.
The Contractor shall maintain the Site in a clean and orderly condition throughout the execution of the Work.

3.35. Indemnity

The Contractor shall indemnify and keep indemnified the Employer, its officers, representatives and employees against all actions, claims, demands, losses, damages, costs and expenses arising out of:
a) Death or bodily injury.
b) Damage to property.
c) Infringement of statutory obligations.
d) Negligence or default of the Contractor.
e) Claims arising from the acts or omissions of the Contractor's employees, agents or subcontractors.
f) Any breach of applicable laws or contractual obligations by the Contractor.
This indemnity shall survive completion or termination of the Contract to the extent permitted by law.

PART E – COMPLETION AND DEFECTS

3.36. Completion of Work

The Contractor shall complete the Work in all respects within the Time for Completion specified in the Contract Data or such extended time as may be granted under the Contract.

The Work shall not be considered complete until:
a) All furniture and fitments have been supplied and installed in accordance with the Contract.
b) All items have been properly fixed, aligned, adjusted and finished.
c) Doors, drawers, shutters, hardware and other moving components are operating satisfactorily.
d) All defects identified during inspection have been rectified.
e) All packaging materials, debris, surplus materials and waste have been removed.
f) The Site and affected areas have been cleaned and restored.
g) All documents required under the Contract have been submitted.

3.37. Completion Certificate

Upon completion of the Work, the Contractor shall give written notice to the Engineer-in-Charge requesting inspection.
The Engineer-in-Charge shall inspect the Work and prepare a list of any outstanding items or defects requiring rectification.
If satisfied that the Work has been completed in accordance with the Contract, the Engineer-in-Charge shall recommend the issue of a Completion Certificate by the Employer.
The Completion Certificate shall not relieve the Contractor from responsibility for defects discovered during the Defect Liability Period or from any other surviving contractual obligation.

3.38. Taking Over of the Work

The Employer shall take over the completed Work upon issue of the Completion Certificate or on such other date as may be specified by the Employer.
Taking over of the Work shall not constitute acceptance of defective or incomplete work.
The Employer may take over any completed portion of the Work if considered necessary, without affecting the Contractor's remaining obligations under the Contract.
The Contractor shall hand over all relevant warranties, product documents, maintenance instructions and other records required under the Contract.

3.39. Defect Liability Period and Warranty

The Contractor shall remain responsible for rectifying all defects, deficiencies and faults appearing during the Defect Liability Period specified in the Contract Data.
The Defect Liability Period shall commence from the date of issue of the Completion Certificate or such other date as may be specified in the Contract.
The Contractor's responsibility shall include defects relating to:
a) Materials and components supplied.
b) Fabrication and assembly.
c) Joints, fixings and connections.
d) Surface finishes and edge treatments.
e) Installation, alignment and fixing.
f) Functioning of doors, drawers, shutters, hinges, channels, locks and other hardware.
g) Any other deficiency attributable to materials, workmanship or installation.
Upon receipt of written notice from the Employer or the Engineer-in-Charge, the Contractor shall rectify the notified defects within the time specified in the notice.
Where the Contractor fails to rectify the defects within the prescribed period, the Employer may carry out the rectification through other agencies at the risk and cost of the Contractor.
The Contractor shall submit the manufacturers' warranties for proprietary hardware, fittings, accessories and other warranted products at the time of handing over. Such warranties shall be issued in the name of the Employer or be transferable to the Employer.

Where the manufacturer's warranty extends beyond the Defect Liability Period, the Contractor shall ensure that the benefit of such warranty is transferred to the Employer and shall provide reasonable assistance in pursuing warranty claims.
The manufacturer's warranty shall not limit the Contractor's responsibility for defects arising from improper fabrication, workmanship, installation or fixing.
The Defect Liability Period shall not be deemed to have expired until all defects notified before its expiry have been satisfactorily rectified.

3.40. Liquidated Damages

If the Contractor fails to complete the Work within the Time for Completion, the Contractor shall be liable to pay Liquidated Damages at the rate specified in the Contract Data for each day or week of delay, subject to the maximum limit specified therein.
Liquidated Damages may be recovered from any amount due to the Contractor, including the Retention Money and Performance Security.
Recovery of Liquidated Damages shall not relieve the Contractor from the obligation to complete the Work.
The Employer may, where justified, waive or reduce Liquidated Damages in accordance with applicable rules and after recording reasons in writing.

PART F – CONTRACT ADMINISTRATION

3.41. Suspension by the Employer

The Employer may suspend the execution of the whole or any part of the Work by written notice to the Contractor for reasons including safety, administrative requirements, non-compliance with the Contract or any other reason considered necessary in the interest of the Work.
The Contractor shall secure and protect the Work, materials, equipment and completed installations during the suspension period.
The consequences of suspension, including extension of time or compensation, shall be determined in accordance with the Contract.

3.42. Termination

The Employer may terminate the Contract, in whole or in part, by written notice if the Contractor:
a) Fails to commence the Work within the prescribed period.
b) Abandons the Work.
c) Persistently fails to maintain satisfactory progress.
d) Executes defective work and fails to rectify the same.
e) Fails to supply materials or execute the Work in accordance with the approved specifications.
f) Becomes insolvent or enters liquidation.
g) Assigns or sublets the Contract without approval where such approval is required.
h) Commits a material breach of the Contract.
Before termination, the Employer shall ordinarily issue a notice requiring the Contractor to remedy the default within a reasonable period, except where immediate termination is justified.
Upon termination, the Employer shall be entitled to take possession of materials, furniture and other items paid for by the Employer or otherwise belonging to the Employer, subject to applicable law and the Contract.
Termination shall be without prejudice to the Employer's other rights and remedies under the Contract.

3.43. Force Majeure

Neither party shall be liable for failure to perform its contractual obligations to the extent that such failure is caused by a Force Majeure event beyond its reasonable control.
Force Majeure may include, but is not limited to:
a) Natural disasters.
b) War.
c) Civil commotion.
d) Government embargoes or restrictions.
e) Epidemics or pandemics.
f) Other events of a similar nature beyond the control of the affected party.
The affected party shall notify the other party in writing as soon as reasonably practicable after the occurrence of the event.
The Engineer-in-Charge shall examine the circumstances and recommend appropriate contractual relief, including extension of time where justified.

3.44. Dispute Resolution

The parties shall endeavour to resolve any dispute arising out of or relating to the Contract through mutual discussions and negotiations.
If the dispute is not resolved within thirty (30) days, either party may refer the dispute to the Employer for administrative consideration.
If the dispute remains unresolved, either party may seek appropriate legal remedies before the competent court having jurisdiction.
Nothing in this clause shall prevent either party from seeking urgent interim or other relief from a competent court where necessary.

3.45. Governing Law

The Contract shall be governed by and construed in accordance with the laws in force in India and, where applicable, the laws of the State of Kerala.

3.46. Jurisdiction

Subject to the provisions relating to dispute resolution, the courts having jurisdiction at Ernakulam, Kerala, shall have exclusive jurisdiction over all matters arising out of the Contract.

4. SPECIAL CONDITIONS OF CONTRACT (SCC)

4.1. Scope and Application of Special Conditions

1. These Special Conditions of Contract (SCC) shall be read in conjunction with the General Conditions of Contract (GCC), Instructions to Bidders, Technical Specifications, Drawings, BOQ and other documents forming part of the Contract.
2. The SCC contain project-specific requirements relating to the execution, fabrication, supply, delivery and installation of interior furniture, fixtures and fitments.
3. In the event of any inconsistency between the SCC and the GCC, the provisions of the SCC shall prevail to the extent of such inconsistency, subject to the overall order of precedence established under the Contract.
4. All other provisions of the GCC shall remain applicable unless expressly modified by these Special Conditions.

4.2. Project Particulars and Site Conditions

1. The Work shall be executed at the premises of Academic Block, Indira Gandhi College Of Nursing, Thiruvaniyur Panchayath, Ernakulam District .

2. The Contractor shall familiarise himself with the site conditions, access arrangements, available working space, existing building services, circulation areas and other physical constraints affecting the execution of the Work.
3. The Contractor shall be deemed to have considered the site conditions and associated logistical requirements while quoting the Contract Price. No additional claim shall be entertained on account of conditions that could reasonably have been identified through a site inspection before submission of the Bid.
4. Any concealed condition or unforeseen obstruction that materially affects the execution of the Work shall be brought to the attention of the Engineer-in-Charge before proceeding with the affected work.

4.3. Contract Period and Completion Programme

1. The entire Work shall be completed within 45(Forty Five) days from the date of commencement specified in the Work Order or commencement instruction issued by the Employer.
2. The Contractor shall submit a detailed programme of work within three (3) days from the date of issue of the Work Order, and in any case before commencement of the relevant execution activities. The programme shall indicate the proposed sequence, duration and target dates for:

a. Site measurements and verification of dimensions.
b. Preparation and submission of shop drawings.
c. Approval of shop drawings, samples and mock-ups.
d. Procurement of materials and hardware.
e. Fabrication and quality inspection.
f. Transportation and delivery.
g. Installation, fixing and finishing.
h. Inspection, rectification and handover.

3. The programme shall clearly identify the activities on the critical path and the proposed completion milestones. The Contractor shall plan procurement and fabrication activities in parallel wherever practicable to ensure completion within the stipulated period.
4. The Engineer-in-Charge shall review the submitted programme and communicate any required modifications. The Contractor shall incorporate such modifications and proceed in accordance with the approved programme.
5. Approval of the programme shall not relieve the Contractor of the responsibility to complete the entire Work within the stipulated contract period.
6. The Contractor shall regularly monitor actual progress against the approved programme and immediately report any anticipated delay, together with the corrective measures proposed.
7. Any delay in procurement, preparation of shop drawings, approval submissions, fabrication or delivery attributable to the Contractor shall not constitute grounds for extension of time.
8. Any extension of time shall be governed by the relevant provisions of the GCC and shall require approval of the Employer.

4.4. Site Access and Working Hours

1. The Contractor shall coordinate all site activities with the Engineer-in-Charge and comply with the access arrangements, security procedures and working hours prescribed by the Employer.
2. The Contractor shall obtain prior permission before bringing materials, furniture, tools, equipment or vehicles into the premises.

3. Movement of materials and furniture shall be planned to avoid obstruction to access, circulation and other ongoing activities within the premises.
4. Work outside the normal permitted working hours shall be undertaken only with prior written approval of the Employer.
5. The Contractor shall ensure that all personnel engaged in the Work comply with the identification, entry, security and conduct requirements prescribed by the Employer.

4.5. Drawings, Specifications and Design Responsibility

1. The Employer shall provide the interior layouts, furniture layouts, design intent, dimensions, material specifications, finish specifications and other design information required for execution of the Work.
2. The Contractor shall execute the Work strictly in accordance with the approved drawings, specifications, BOQ and written instructions issued by the Engineer-in-Charge.
3. The Contractor shall not independently alter the design, dimensions, configuration, materials, finishes, hardware or other specified characteristics of any furniture item without prior written approval of the Employer.
4. The Contractor shall be responsible for the accuracy and technical adequacy of fabrication details, joints, connections, fixing arrangements and construction methods developed for executing the approved design.
5. Any discrepancy, omission, ambiguity or inconsistency noticed in the drawings, specifications or BOQ shall be brought to the attention of the Engineer-in-Charge before fabrication. The Contractor shall not proceed on the basis of an assumed interpretation without obtaining clarification where the discrepancy may affect the Work.
6. Approval of fabrication details or shop drawings shall not relieve the Contractor of responsibility for correct fabrication, workmanship, dimensions, stability, installation and compliance with the Contract.

4.6. Site Measurements and Shop Drawings

1. The Contractor shall be responsible for taking accurate site measurements and verifying all relevant dimensions, levels, wall conditions, openings, service locations and other physical conditions before preparing shop drawings and commencing fabrication.
2. The Contractor shall not rely solely on dimensions indicated in the drawings where actual site verification is reasonably possible. Any discrepancy between the site conditions and the information provided by the Employer shall be reported immediately to the Engineer-in-Charge.
3. The Contractor shall prepare detailed shop drawings for the furniture items included in the Work, based on the design intent, layouts and specifications provided by the Employer. The drawings shall indicate, as applicable:

a. Overall dimensions and sectional details.
b. Internal divisions and storage configurations.
c. Board thicknesses and material specifications.
d. Edge treatment and finishing details.
e. Hardware, fittings and accessories.
f. Jointing, fixing and installation arrangements.
g. Any other details necessary for fabrication and installation.

4. Shop drawings shall be submitted sufficiently in advance to allow review and approval before fabrication.

5. No fabrication of customised furniture shall commence until the relevant shop drawings have been approved by the Engineer-in-Charge.
6. The Contractor shall incorporate any corrections or modifications required by the Engineer-in-Charge and resubmit the revised shop drawings for approval.
7. The Contractor shall be responsible for the accuracy of the approved shop drawings with respect to actual site measurements and fabrication details. Approval of shop drawings shall not relieve the Contractor of this responsibility.
8. Preparation and submission of shop drawings, site measurements and fabrication details shall be deemed included in the Contract Price.

4.7. Materials, Makes and Approved Alternatives

1. All materials, boards, laminates, veneers, hardware, fittings, accessories, finishes and other components shall conform to the Technical Specifications and approved makes schedule forming part of the Contract.
2. The Contractor shall submit technical details, product literature, samples, test certificates and other supporting documents required for approval of materials before procurement or incorporation into the Work.
3. Materials shall be new, unused and free from manufacturing defects, damage, deterioration or other deficiencies.
4. No substitution of specified materials, brands, makes, grades, thicknesses, finishes or hardware shall be permitted without prior written approval of the Employer.
5. Where an approved alternative is permitted, the Contractor shall demonstrate that the proposed alternative meets or exceeds the specified requirements in terms of quality, performance, durability, appearance and suitability.
6. Any additional cost arising from a Contractor-proposed substitution shall be borne by the Contractor unless otherwise approved in writing by the Employer.
7. Approval of materials shall not relieve the Contractor of responsibility for their conformity with the Contract or their satisfactory performance after installation.

4.8. Samples and Mandatory Mock-ups

1. The Contractor shall submit samples of materials, laminates, veneers, finishes, colours, edge bands, hardware, handles, hinges, drawer channels, locks and other components as required by the Employer.
2. The Contractor shall prepare a representative mock-up of selected furniture items, as identified by the Employer, before commencing bulk fabrication.
3. The mock-up shall be sufficiently representative of the proposed finished furniture and shall demonstrate, as applicable:

a. Dimensions and overall configuration.
b. Material quality and thickness.
c. Surface finishes, colours and edge treatment.
d. Jointing, assembly and workmanship.
e. Hardware, fittings and functional performance.
f. Overall appearance and conformity with the design intent.

4. The Employer and/or Engineer-in-Charge shall inspect the mock-up and may suggest modifications or improvements relating to workmanship, materials, finishes, functional details or other aspects of the furniture.

5. The Contractor shall incorporate the approved modifications in the mock-up and obtain final approval before proceeding with bulk fabrication of the corresponding furniture items.
6. The approved mock-up shall serve as the quality, workmanship and finish benchmark for the corresponding furniture items throughout the execution of the Work.
7. Any change affecting the approved design, BOQ, material specifications, Contract Price or completion period shall be implemented only after obtaining written approval in accordance with the variation provisions of the GCC.
8. The cost of samples, mock-ups, transportation and necessary modifications shall be deemed included in the Contract Price, unless specifically provided otherwise in the BOQ or approved in writing by the Employer.

4.9. Fabrication and Quality Control

1. Fabrication shall be carried out at the Contractor's workshop or other approved fabrication facility using appropriate machinery, equipment, tools and skilled personnel.
2. The Contractor shall ensure that fabrication is carried out in accordance with approved shop drawings, material specifications and accepted standards of workmanship.
3. Particular attention shall be given to:

a. Dimensional accuracy and squareness.
b. Quality and uniformity of joints.
c. Edge banding and finishing.
d. Alignment of shutters, drawers and shelves.
e. Proper functioning of hinges, channels, locks and other hardware.
f. Stability and rigidity of furniture units.
g. Smoothness, consistency and quality of exposed surfaces.
h. Concealment and protection of exposed edges and joints.

4. All cutting, drilling, machining, assembly and finishing operations shall be carried out with due care to prevent damage, defects, dimensional inaccuracies and deterioration of materials.
5. The Contractor shall maintain appropriate quality-control records and shall carry out necessary checks before dispatching furniture to the site.
6. Any item found defective, damaged or not conforming to approved drawings or specifications shall be rectified or replaced by the Contractor at no additional cost to the Employer.

4.10. Inspection at Contractor's Factory

1. The Employer or its authorised representative shall have the right to inspect materials, fabrication activities, finished furniture and quality-control arrangements at the Contractor's factory, workshop or storage premises.
2. The Contractor shall provide reasonable access, assistance, facilities and relevant records to enable such inspection.
3. The Contractor shall notify the Engineer-in-Charge sufficiently in advance when materials or furniture are ready for inspection at the factory.
4. Inspection may include verification of:

a. Materials and their conformity with approved specifications.
b. Procurement and project-specific allocation of materials.
c. Cutting, fabrication and assembly.
d. Dimensions and workmanship.
e. Hardware and functional performance.
f. Surface finishes and overall appearance.

g. Quantity and readiness for dispatch.

5. The Contractor shall not dispatch furniture where inspection has been specifically required and is pending, without written permission of the Engineer-in-Charge.
6. Inspection or approval at the factory shall not constitute final acceptance of the furniture. The Contractor shall remain responsible for safe transportation, installation, final adjustment and satisfactory completion at site.

4.11. Delivery, Storage and Installation

1. The Contractor shall be responsible for packing, loading, transportation, unloading, handling, storage and installation of all furniture and associated components at the designated locations.
2. Furniture shall be adequately packed and protected during transportation and handling to prevent damage, scratches, moisture ingress, breakage, deformation or deterioration.
3. Delivery shall be coordinated in advance with the Engineer-in-Charge. The Contractor shall obtain approval for the delivery schedule and route of movement within the premises.
4. Furniture shall be installed at the locations indicated in the approved drawings and layouts. All necessary fixing, anchoring, alignment, levelling, adjustment and finishing shall be included in the Contract Price.
5. The Contractor shall ensure that furniture is stable, properly aligned, securely fixed wherever required and free from defects affecting its appearance, function or safety.
6. Any damage caused to existing floors, walls, ceilings, doors, windows, services or other property during transportation, handling or installation shall be made good by the Contractor at no additional cost to the Employer.
7. The Contractor shall remove all packing materials, debris, waste and surplus materials generated during the Work and leave the affected areas clean and fit for use.
8. Furniture shall be protected against damage until it is formally handed over to the Employer.

4.12. Coordination with Other Agencies

1. The Contractor shall coordinate with the Employer, Engineer-in-Charge, facility management personnel and other agencies engaged in works at the premises.
2. The Contractor shall verify the locations of existing electrical, data, plumbing, HVAC, fire protection and other building services before commencing installation or fixing operations.
3. The scope of this Contract excludes electrical, data, lighting and associated installations unless specifically included in the BOQ through an approved variation.
4. The Contractor shall not interfere with, disconnect, relocate, modify or damage existing services without prior written permission of the Employer.
5. Any damage to existing services or installations caused by the Contractor or its personnel shall be rectified at the Contractor's cost.
6. The Contractor shall provide reasonable coordination and access to other agencies wherever necessary for proper execution of the overall project.
7. Any interface issue affecting the approved furniture layout or installation shall be reported to the Engineer-in-Charge before proceeding with the affected work.

4.13. Completion, Inspection and Handover Requirements

1. Upon completion of fabrication and installation, the Contractor shall notify the Engineer-in-Charge in writing and request inspection of the entire Work.
2. The Employer or its authorised representative shall inspect the completed furniture and verify compliance with the approved drawings, specifications, BOQ and Contract requirements.

3. The Contractor shall rectify all defects, deficiencies, incomplete items and non-conformities identified during inspection within the period specified by the Engineer-in-Charge.
4. Completion shall be recognised only when the entire Work has been satisfactorily executed, inspected, rectified and accepted by the Employer, and the required handover documents have been submitted.
5. Before handover, the Contractor shall submit the following documents:

a. Furniture-wise inventory: A complete inventory of all furniture supplied and installed, indicating item description, unique identification or reference number, location, quantity, dimensions and relevant BOQ reference.
b. Warranty schedule: An item-wise warranty schedule identifying the furniture item or component, manufacturer or supplier, warranty period, commencement date, warranty coverage and contact details for warranty claims.
c. Manufacturer warranties and guarantees for proprietary hardware, fittings, accessories and other components, wherever applicable.
d. Material and product certificates, wherever applicable.
e. Maintenance and care instructions for furniture, boards, laminates, veneers and finishes.
f. Relevant as-built or final installation details, wherever required.
g. Other documents specified by the Engineer-in-Charge.

6. The Contractor shall demonstrate the operation of drawers, shutters, locks, hinges, channels and other functional components to the satisfaction of the Employer.
7. The Contractor shall remove all surplus materials, tools, equipment, debris and waste from the premises and hand over the affected areas in a clean and usable condition.
8. Upon satisfactory completion of the above requirements, the Employer shall issue the Completion Certificate in accordance with the GCC.
9. The Defect Liability Period and the Contractor's obligations during that period shall be governed by the relevant provisions of the GCC. Submission of handover documents or issue of the Completion Certificate shall not relieve the Contractor of such obligations.

5. CONTRACT DATA

The following Contract Data shall be read in conjunction with the General Conditions of Contract (GCC), Special Conditions of Contract (SCC), Instructions to Bidders, Technical Specifications, Drawings and Bill of Quantities (BOQ). The particulars stated below shall supplement the relevant provisions of the Tender Document.

Sl. No.	Particulars	Contract Data
1	Name of Employer	The Cochin Co-operative Hospitals Society Ltd. No. E-288
2	Employer's Address	Kadavanthra, Kochi – 682020, Kerala
3	Name of Work	Supply, Fabrication and Installation of Interior Furniture, Fixtures, Fitments and Computer Lab
4	Project Location	Academic Block, Indira Gandhi College of Nursing, Thiruvaniyur Panchayath, Ernakulam District
5	Tender Number	IGCON/INT/2026-01
6	Estimated Probable Amount of Contract (PAC)	₹1,90,00,000/- (Rupees One Crore Ninety Lakhs Only)
7	Earnest Money Deposit (EMD)	₹50,000/- (Rupees Fifty Thousand Only)
8	Tender Document Fee	₹2,500/- plus applicable GST at 18%
9	Bid Validity Period	120 days from the date of opening of the Technical Bid
10	Contract Type	Item Rate Contract
11	Contract Completion Period	45 calendar days from the date of commencement specified in the Work Order or commencement instruction
12	Defect Liability Period (DLP)	12 months from the date of issue of the Completion Certificate
13	Performance Security	5% of the accepted Contract Price
14	Time for Submission of Performance Security	To be specified in the Letter of Acceptance
15	Validity of Performance Security	Until completion of the Defect Liability Period and discharge of the Contractor's contractual obligations, subject to the applicable claim period
16	Retention Money	2.5% of the gross certified value of each Running Account (RA) Bill
17	Release of Retention Money	In accordance with the relevant provisions of the GCC, subject to satisfactory completion and discharge of contractual obligations
18	Liquidated Damages (LD)	Rate: Rs.10000/- for each day or week of delay
19	Maximum Liquidated Damages	10 percentage of the accepted Contract Price
20	Submission of Work Programme	Within 3 days from the date of issue of the Work Order
21	Submission of RA Bills	Monthly intervals or at such other intervals as may be approved by the Employer
22	Payment Period	Within 30 days from the date of certification of a complete and correct RA Bill, subject to contractual deductions and recoveries

23	Payment against Approved Off-site Materials	At the Employer's discretion, up to a maximum of 50% of the verified value of eligible materials, subject to the conditions of GCC Clause 3.23.3
24	Advance Payment	At the Employer's discretion, up to a maximum of 5% of the accepted Contract Price, subject to GCC Clauses 3.23.4 to 3.23.6
25	Advance Bank Guarantee	Irrevocable and unconditional Bank Guarantee for 100% of the advance sanctioned, issued by a Scheduled Commercial Bank acceptable to the Employer
26	Recovery of Advance	30% of the gross certified value of each RA Bill, subject to the outstanding advance balance, in accordance with GCC Clause 3.23.5
27	GST	GST shall be payable separately, wherever applicable, in accordance with the applicable law and the provisions of the Contract
28	Price Adjustment	No price adjustment; quoted rates shall remain firm during the currency of the Contract, unless otherwise specifically provided in the Contract
29	Defects Rectification	Within the period specified in the written notice issued by the Engineer-in-Charge
30	Governing Law	Laws in force in India and, where applicable, the laws of the State of Kerala
31	Jurisdiction	Competent courts having jurisdiction at Ernakulam, Kerala

Notes

1. The Time for Completion shall be calculated from the date of commencement specified in the Work Order or commencement instruction issued by the Employer.
2. The Performance Security shall be furnished by the successful bidder in the prescribed form and within the period stated in the Letter of Acceptance.
3. The Employer may sanction advance payment or payment against eligible off-site materials only at its discretion and subject to compliance with the relevant provisions of the GCC. Such payments shall not constitute an automatic entitlement of the Contractor.
4. Retention Money, advance recovery, statutory deductions, Liquidated Damages and other contractual recoveries shall be made in accordance with the relevant provisions of the GCC.
5. In the event of any discrepancy between this Contract Data and the GCC or SCC, the order of precedence established in the Contract Agreement shall apply.

For and on behalf of the Employer

The Cochin Co-operative Hospitals Society Ltd. No. E-288

Authorised Signatory: _____

Name: _____

Designation: _____

Date: _____

6. FORMS OF AGREEMENT

6.1. LETTER OF BID – TECHNICAL BID

To
The Secretary
The Cochin Co-operative Hospitals Society Ltd. No. E-288
Kadavanthra, Kochi – 682020.

Subject: Bid for the work – Supply, Fabrication and Installation of Interior Furniture, Fixtures and Fitments.

Tender No.: _____

Sir/Madam,

Having examined the Tender Documents for the above work, including all drawings, specifications, schedules, addenda and other documents forming part of the tender, we hereby submit our Technical Bid.

I/We declare that:

1. I/We have carefully read and understood all the Tender Documents.
2. I/We accept the terms and conditions of the tender.
3. I/We confirm that we satisfy the eligibility requirements specified in the tender.
4. I/We agree to execute and complete the work in accordance with the Tender Documents.
5. I/We agree that this Bid shall remain valid for the period specified in the tender.
6. If our Bid is accepted, I/We undertake to execute the Agreement and furnish the required Performance Security within the prescribed time.
7. I/We certify that all information furnished in this Technical Bid is true and correct.
8. I/We confirm that no financial quotation or priced BOQ is included in this Technical Bid.

Date: _____
Place: _____

Signature of Bidder: _____
Name: _____
Designation: _____
Phone Number: _____
Seal: _____

6.2. BIDDER INFORMATION AND PARTICULARS

Sl. No.	Particulars	Details
1	Name of Bidder	
2	Registered Address	
3	Address for Communication	
4	Contact Person	
5	Phone Number	
6	Email ID	
7	GST Number	
8	PAN	
9	Year of Establishment	
10	Type of Organization	
11	Details of Service Support Office	

Date : _____ Place : _____

For and on behalf of:

_____

(Name of Bidder / Firm) Signature of Authorized Signatory

Name : _____ Designation : _____

Office Seal

6.3. DECLARATION REGARDING NON-BLACKLISTING

We hereby declare that:

- we are not blacklisted by any Government Department / PSU / statutory authority;
- no criminal proceedings affecting execution capability are pending against us;
- no false information has been submitted by us.

If the above declaration is found false, CCHS shall have the right to reject our bid or terminate the contract.

Date : _____ Place : _____

For and on behalf of:

_____

(Name of Bidder / Firm) Signature of Authorized Signatory

Name : _____ Designation : _____

Office Seal

6.4. SIMILAR WORK EXPERIENCE STATEMENT

Sl. No.	Name of Work	Client	Value	Year	Completion Status

The bidder shall attach:

- Work Orders
- Completion Certificates

The works furnished above shall demonstrate compliance with the similar work experience requirements specified in the tender.

Use extra sheets if needed.

Date: _____ Place: _____

For and on behalf of:

(Name of Bidder / Firm)

Signature of Authorized Signatory:

Name: _____ Designation: _____

Office Seal

6.5. FINANCIAL CAPABILITY FORM

The bidder shall submit:

- Audited Balance Sheets for last 3 years
- Profit & Loss Statements
- Turnover Certificate certified by Chartered Accountant
- Income Tax Returns

Average Annual Turnover: ₹ _____

Date : _____ Place : _____

For and on behalf of:

_____

(Name of Bidder / Firm) Signature of Authorized Signatory

Name : _____ Designation : _____

Office Seal

6.6. LIST OF ONGOING WORKS

Sl. No.	Name of Work	Client	Contract Value (₹)	Present Status / Progress	Scheduled Completion
1					
2					
3					
4					
5					
6					
7					

Use extra sheets if needed.

Date: _____ Place: _____

For and on behalf of:

(Name of Bidder / Firm)

Signature of Authorized Signatory:

Name: _____ Designation: _____

Office Seal

6.7. TECHNICAL COMPLIANCE AND MATERIAL PARTICULARS SCHEDULE

Sl. No.	Specification Requirement / Item	Compliance (Yes / No)	Make / Brand / Material Particulars	Remarks
1				
2				
3				
4				
5				
6				
7				
8				
9				
10				
11				
12				
13				

The bidder shall furnish relevant product details, technical data sheets or brochures wherever applicable.

Any deviation from the specified materials, makes, finishes or technical requirements shall be clearly indicated. No deviation or alternative shall be accepted without prior written approval of CCHS.

Date: _____ Place: _____

For and on behalf of:

_____

(Name of Bidder / Firm)

Signature of Authorized Signatory:

Name: _____ Designation: _____

Office Seal

6.8. DECLARATION REGARDING SITE INSPECTION AND UNDERSTANDING OF WORK

I/We hereby declare that I/we have examined the available drawings, specifications and other tender documents and have familiarised ourselves with the site conditions relevant to the execution of the work.

I/We understand the scope and requirements of the work and have considered the same while preparing this bid.

I/We shall not claim any additional payment or extension of time on account of conditions that could reasonably have been ascertained from the tender documents or site inspection.

Date: _____ Place: _____

For and on behalf of:

(Name of Bidder / Firm)

Signature of Authorized Signatory:

Name: _____ Designation: _____

Office Seal

6.9. PERFORMANCE SECURITY FORMAT

(To be submitted by successful bidder)

GUARANTEE BOND PRESCRIBED BY
THE GOVERNMENT OF KERALA

(To be used by Nationalised Banks)

In consideration of the The Cochin Co-operative Hospitals Society Ltd No. E 288., (hereinafter called the CCHS) having agreed to exempt (. name and address) [hereinafter called "the said Contractor (s)"] from the demand, under the terms and conditions of an agreement dated ..... made between ..... and .....

for.....(hereinafter called "the said Agreement") of security

deposit for the due fulfillment by the said Contractor (s) of the terms and conditions contained in the said Agreement, on production of a bank guarantee for ` ..... [Rupees .....(in words) ..... only].

We ..... Bank Limited (hereinafter referred to as "the Bank" do hereby undertake to pay the CCHS, an amount not exceeding `.....(Rs. In words) against any loss or damage caused to or suffered or would

be caused to or suffered by the CCHS, by reason of any breach by the said Contractor (s) of any of the terms or conditions contained in the said agreement.

- 1 We.....Bank Limited do hereby undertake to pay the amounts

  due and payable under this guarantee without any demur, merely on a demand from the CCHS stating that the amount claimed is due by way of loss or damage caused to or would be caused to or suffered by the CCHS by reason of any breach by the said Contractor of any of the terms or conditions contained in the said Agreement or by reason of the Contractor's failure to perform the said Agreement. Any such demand made on the Bank shall be conclusive as regards the amount due and payable by the Bank under this guarantee. However, our liability under this guarantee shall be restricted to an amount not exceeding

  `..... (Rs. In words).....
- 2 We.....Bank Limited further agree that the guarantee herein contained shall remain in full force

  and effect during the period that would be taken for the performance of the said agreement and that it shall continue to be enforceable till all the dues of the CCHS under or by virtue of the said Agreement have been fully paid and its claims satisfied or discharged of till .....(Office / Department) certified that the terms and conditions for the said Agreement have been fully and properly carried out by the said Contractor (s) and accordingly discharges the guarantee. Unless a demand or claim under this guarantee is made on us within two years from the period fixed or extended (if the agreement / supply order specifically provide for such extension of time) for the

due performance of the contract by the Contractor we shall be discharged from all liability under this guarantee thereafter.

- We.....Bank, Limited further agree with the CCHS that the CCHS shall have the fullest liberty without our consent and without affecting in any manner our obligations hereunder to vary any of the terms and conditions of the said Agreement or to extend time of performance by the said Contractor (s) from time to time or to postpone for any time or from time to time any of the powers exercisable by the CCHS against the said Contractor (s) and to forbear or enforce any of the terms and conditions relating the said Agreement and we shall not be relieved from our liability by reason of any such variation or extension being granted to the said Contractor (s) or for any forbearance act or omission on the part of the CCHS or any indulgence by the CCHS to the said Contractor (s) or by any such matter or thing whatsoever which under the law relating to sureties would but for this provision have effect of so relieving us.

- To give effect to this guarantee it shall be competent for the CCHS to act as though the Bank, were the principal debtor.
- It is hereby expressly agreed and declared that this guarantee and the powers and provisions herein contained are in addition to and not by way of limitation of or substitution for any former or other guarantees or guarantee here to for given by the Bank to the CCHS and now existing uncancelled and that this guarantee is not intended to and shall not revoke or limit such other guarantee or guarantees.
- We ·····..... Bank Limited lastly undertake not to revoke this guarantee during its currency except with the previous consent of CCHS in writing.

Date .....day of ..... on Two thousand .·····. .....for Bank Limited.

6.10. CONTRACT FORM

(To be taken on stamp paper of Rs. 500 /-)

CONTRACT AGREEMENT

Agreement No.: _____

Tender No.: IGCON/INT/2026-01

THIS AGREEMENT made the . . . . . .day of . . . . . ., ..., between . . . . . *name of the Employer*. . . . . (hereinafter "the Employer"), of the one part, and . . . . . *name of the Contractor* . . . . .(hereinafter "the Contractor "), of the other part:

WHEREAS the Employer desires that the Works known as . . . . . *name of the Contract*. . . . should be executed by the Contractor , and has accepted a Bid by the Contractor for the execution and completion of these Works and the remedying of any defects therein,

The Employer and the Contractor agree as follows:

1. In this Agreement words and expressions shall have the same meanings as are respectively assigned to them in the Contract documents referred to.

2. The following documents shall be deemed to form and be read and construed as part of this Agreement. This Agreement shall be interpreted in the following order of priority and shall prevail over all other Contract documents.

a) Contract Agreement,

b) Letter of Bid submitted by the Contractor;

c) NOTICE INVITING TENDER

d) Corrigenda and Addenda issued during the tender process, if any;

e) Instructions to bidder

f) General Conditions of Contract,

g) Special Conditions Of Contract (Scc)

h) Contract Data;

i) All mandatory forms duly filled by the Contractor

j) Technical Specifications

k) List Of Approved Makes

l) Drawings

m) Bill of Quantities,

n) Priced Bill of Quantities submitted by the Contractor; and

3. In consideration of the payments to be made by the Employer to the Contractor as indicated in this Agreement, the Contractor hereby covenants with the Employer to execute the Works and to remedy defects therein in conformity in all respects with the provisions of the Contract.

4. The Employer hereby covenants to pay the Contractor in consideration of the execution and completion of the Works and the remedying of defects therein, the Contract Price or such other sum as may become payable under the provisions of the Contract at the times and in the manner prescribed by the Contract.

IN WITNESS whereof the parties hereto have caused this Agreement to be executed in accordance with the laws of India on the day, month and year indicated above.

Signed by.....

for and on behalf of the Employer

in the presence of:

Witness, Name, Signature, Address, Date

Signed by .....

for and on behalf the Contractor

in the presence of:

Witness, Name, Signature, Address, Date

7. TECHNICAL SPECIFICATIONS

7.1. BOARD MATERIALS AND CONSTRUCTION

7.1.1. General Requirements

All furniture shall be manufactured using the board materials, grades and thicknesses specified in the approved material schedule and furniture drawings.

All boards shall be factory-manufactured, uniform in thickness and finish, and free from defects such as warping, swelling, cracks, delamination, chipped edges and surface irregularities.

The contractor shall procure boards from established manufacturers and submit the manufacturer's product details and technical data sheets for verification before commencing fabrication.

The specified board materials and thicknesses shall be strictly adhered to. Substitution with plywood, MDF, HDF, HDHMR, EDHMR or any other engineered board shall not be permitted without prior written approval of the Employer.

7.1.2. Method of Measurement

The quantities of furniture items measured in square metres (sqm) shall be calculated based on the projected front elevation area of the completed item, measured as the overall width multiplied by the overall height. The measurement shall be taken from the front elevation, irrespective of the depth of the item. No additional area shall be measured separately for side panels, top panels, shelves, internal partitions, shutters or other components forming part of the same furniture unit. The quoted rate shall include all materials, fabrication, hardware, finishes, transportation and installation required to complete the item as specified.

7.1.3. HMR Pre-laminated Particle Board

The specified material shall be factory-manufactured High Moisture Resistant (HMR) grade pre-laminated particle board, suitable for institutional furniture applications.

The boards shall have factory-applied decorative melamine laminate on both faces. The surface finish on both faces shall be uniform, properly bonded and free from defects, bubbles, peeling or surface irregularities.

The board shall be suitable for furniture fabrication, including cutting, machining, drilling, screwing and assembly, without excessive chipping or damage to the board structure.

The following thicknesses and applications shall be maintained:

Component	Specified material	Thickness
Shelf carcass	HMR pre-laminated particle board	18 mm
Internal shelves	HMR pre-laminated particle board	18 mm
Cabinet shutters	HMR pre-laminated particle board	18 mm
Shelf back panels	HMR pre-laminated particle board	8 mm
Tabletop	HMR pre-laminated particle board	18 mm
Table side supports	HMR pre-laminated particle board	18 mm
Table front panels	HMR pre-laminated particle board	8 mm
Drawer construction	HMR pre-laminated particle board	18 mm
Drawer sides and back	HMR pre-laminated particle board	12 mm
Drawer bottom panels	HMR pre-laminated particle board	8 mm
Tabletop reinforcement	HMR pre-laminated particle board	18 mm

The specified thickness shall refer to the nominal board thickness, excluding any additional decorative HPL subsequently applied.

The board shall be of consistent quality and suitable for the intended furniture application. The contractor shall submit technical documentation establishing the HMR grade and relevant physical and mechanical properties of the proposed product.

7.1.4. WPC Boards

Water-resistant Wood Plastic Composite (WPC) boards of 18 mm thickness shall be used for the following components, as indicated in the approved material schedule:
Shelf skirting.
Slab-bottom units.
Wash units.
The WPC boards shall be factory-manufactured for furniture and interior applications, with uniform thickness, density and composition. They shall be free from cracks, voids, warping, surface defects and other manufacturing imperfections.
The contractor shall submit the manufacturer's technical data sheet indicating the board composition, density, water absorption characteristics, dimensional stability and relevant mechanical properties, including screw-holding capability.
Cutting, machining, drilling and fixing shall be carried out using suitable tools and accessories recommended by the board manufacturer. Appropriate fixing arrangements shall be adopted to prevent cracking, deformation or loosening during use.
Ordinary PVC sheets, foam boards or other plastic-based sheets shall not be accepted as substitutes for the specified WPC boards.

7.1.5. Board Fabrication and Construction

All boards shall be accurately cut and machined to the dimensions indicated in the approved furniture drawings and shop drawings.
Machine cutting shall be adopted wherever practicable to achieve clean, straight and uniform edges.
All exposed edges shall receive the specified 2 mm PVC edge banding. Concealed cut edges shall be suitably sealed wherever necessary to prevent moisture ingress.
All joints shall be accurately aligned and securely connected using suitable furniture connectors and fasteners appropriate to the board material and thickness.
Confirmat screws and compatible furniture connectors shall be used for particle-board construction as specified in the material schedule.
Screw positions, pilot holes and edge distances shall be appropriately selected to prevent splitting, edge breakout and loss of holding strength.
Back panels shall be properly housed or fixed in accordance with the approved construction details to ensure adequate rigidity and squareness of the furniture units.
Shelves and horizontal panels shall be adequately supported. Additional supports or reinforcement shall be provided wherever necessary to prevent excessive deflection under intended service loads.
Drawer bottom panels shall be properly housed or fixed in accordance with the approved drawer construction details.
Tabletop reinforcement shall be provided as indicated in the approved drawings and material schedule.
All board surfaces shall be protected from damage, moisture, staining and other deterioration during storage, transportation, fabrication and installation.

7.1.6. Approved Manufacturers

The following manufacturers may be considered for HMR pre-laminated particle boards:
Greenlam.

Action TESA.
Merino.
The proposed product shall specifically be HMR-grade pre-laminated particle board with factory-applied melamine finish on both faces. The contractor shall identify the manufacturer, product name, grade and thickness and submit the relevant technical documentation for approval.
Products belonging to other engineered-board categories shall not be considered equivalent merely on the basis of their moisture-resistance claims.
For WPC boards, the contractor shall identify the proposed manufacturer and product and submit the relevant technical documentation for approval before procurement.
The listing of manufacturers shall not constitute automatic approval of every product offered under their respective brands. The exact product shall conform to the specified material category and requirements.

7.1.7. Inspection and Acceptance

The Employer or its authorised representative shall have the right to inspect the boards and verify their manufacturer, grade, thickness, surface finish and general quality before fabrication.
Boards found to be defective, damaged, warped, of incorrect thickness, inadequately pre-laminated or not conforming to the approved material requirements shall be rejected and replaced by the contractor at no additional cost to the Employer.
The contractor shall be responsible for ensuring that all supplied boards and fabricated components conform to the approved material schedule and specifications.

7.2. Decorative Laminates, Balancing Layers and Edge Banding

7.2.1. General

Decorative High Pressure Laminate (HPL) shall be provided on the furniture components identified in the approved drawings and material schedule.
The decorative laminate shall be applied over the factory-finished, double-sided pre-laminated HMR particle board specified in Section 1. The existing factory-applied melamine finish shall not be removed or substituted by any other board material.
The laminate finish shall be uniform in colour, texture and appearance, free from scratches, stains, blisters, bubbles, cracks, surface irregularities and other defects.
The selected colours, patterns and textures shall conform to the approved laminate schedule and samples, where applicable.

7.2.2. Areas of Application

Decorative HPL shall be applied to the following components, as indicated in the approved furniture drawings:
Shelf and storage cabinet shutters.
Table storage-unit shutters and drawer fronts.
Exposed front panels of table storage units.
Tabletop surfaces.
Other furniture surfaces specifically identified in the approved drawings.
The laminate shall be applied only to the designated surfaces. All other surfaces shall retain the factory-applied pre-laminated finish unless otherwise specified.

7.2.3. Decorative HPL – Material and Thickness

The decorative laminate shall be factory-manufactured High Pressure Laminate (HPL), suitable for furniture applications and conforming to the relevant applicable Indian Standard or equivalent recognised standard.

The laminate shall have a durable decorative surface with resistance to normal abrasion, scratching, staining and heat encountered in institutional furniture use.
The proposed laminate thickness shall be:
Tabletops and horizontal working surfaces: Minimum 1.0 mm nominal thickness.
Shutters, drawer fronts and vertical exposed surfaces: Minimum 0.8 mm nominal thickness.
The laminate thickness shall be measured excluding the adhesive layer.
The contractor shall submit the manufacturer's product literature and technical data sheet indicating the laminate thickness, surface finish and relevant performance characteristics.

7.2.4. Approved Colour and Laminate Schedule

The following colours, product names and codes have been selected by the client and shall form the basis of the laminate finish.

Colour	Laminate name	Code	Brand
Green	Tropical Blue (Fluted)	22062 VL	Merino
Green	Tropical Blue (Plain)	22112	Merino
Blue	Adriatic Blue	22122	Merino
Green	Sage	271LB	Century
Green	Sage	271SL	Century
Green	Teal	3272SL	Century
Grey	Gothic Grey	22059FT	Merino
Grey	Graphite Grey	238SU	Century
Black	Black	21066	Merino
Black	Black	293SU	Century

The contractor shall ensure that the laminate supplied matches the specified manufacturer's product code, colour and surface texture.
The use of an alternative colour, pattern, texture or product code shall require prior written approval of the Employer.
Other established HPL manufacturers, including Greenlam, Stylam, Royale Touche and Archidlam, may be considered as alternative manufacturers, provided the exact colour, pattern, texture and technical performance are approved by the Employer before procurement. Such approval shall not permit changes to the client's selected colour scheme.

7.2.5. Laminate Bonding and Adhesives

The decorative HPL shall be bonded to the factory pre-laminated board using a suitable adhesive system specifically recommended by the adhesive manufacturer for bonding HPL to melamine-faced surfaces.
The adhesive shall provide a durable bond without blistering, delamination, edge lifting, adhesive staining or surface distortion.
The contractor shall:
Ensure that the factory pre-laminated surface is clean, dry and free from dust, grease, wax and other contaminants.
Prepare the melamine surface in accordance with the adhesive manufacturer's written recommendations. Any surface abrasion shall be controlled and shall not damage the underlying board or compromise the panel.

Use an adhesive specifically confirmed as compatible with the melamine-faced substrate and the selected HPL.
Follow the manufacturer's recommended adhesive mixing, application, open time, pressure and curing requirements.
Use factory pressing equipment wherever practicable to achieve uniform bonding and consistent finish.
Ensure that no adhesive residue, staining or surface irregularity is visible after completion.
The contractor shall submit the adhesive manufacturer's technical data sheet and written confirmation of suitability for the proposed substrate and laminate combination before commencing fabrication.
Acceptable adhesive manufacturers may include Pidilite (Fevicol), 3M, Kay-Col and Stick-Onn, subject to availability of a suitable product for the specified application and compliance with the above requirements.
The listing of a manufacturer shall not constitute automatic approval of every adhesive product offered under that brand.

7.2.6. Balancing Layers

Balancing shall be provided on the reverse face of all components receiving decorative HPL on one face, particularly tabletops, cabinet shutters and drawer fronts, to minimise the risk of warping, bowing and dimensional distortion.
The balancing layer shall be compatible with the HPL and adhesive system and shall be selected to achieve balanced panel construction.
The existing factory-applied melamine finish on the reverse face shall not automatically be considered adequate balancing for an additional HPL layer applied to the opposite face.
The contractor shall ensure that:
The balancing material is compatible with the board, HPL and adhesive system.
The thickness and physical characteristics of the balancing layer are appropriate to the decorative laminate applied on the opposite face.
Both faces are bonded and finished uniformly.
Completed panels remain flat and stable under normal service conditions.
The balancing material and method shall be submitted for approval as part of the proposed fabrication system.

7.2.7. Edge Banding

All exposed edges of furniture components shall be finished with 2 mm thick PVC edge banding, matching the colour and appearance of the adjacent laminate or factory pre-laminated surface, as applicable.
The edge banding shall be of good quality, uniform thickness and free from surface defects, cracks, discolouration and other imperfections.
The following requirements shall be observed:
Edge banding shall be machine-applied using a suitable adhesive and appropriate edge-banding equipment.
The bond shall be continuous along the entire edge, without gaps, lifting, peeling or visible adhesive marks.
The finished edge shall be flush with the board surface, neatly trimmed and free from sharp projections.
Corners shall be neatly finished, with no chipping, splitting or exposed board core.

Edge banding shall match the selected laminate colour and finish as closely as practicable.
All exposed cut edges, including those of drawers, shelves, shutters, tabletops and storage panels, shall receive appropriate edge treatment.
Concealed cut edges shall be suitably sealed wherever necessary to prevent moisture ingress.
Acceptable edge-band manufacturers may include REHAU, Virgo and Action TESA, subject to compliance with the specified thickness, colour and quality requirements.

7.2.8. Inspection and Acceptance

The Employer or its authorised representative shall have the right to inspect the laminate and edge-banding materials before fabrication.
Completed laminated components shall be inspected for:
Uniformity of colour and surface finish.
Proper bonding without bubbles, blisters or delamination.
Absence of scratches, stains and visible adhesive marks.
Proper balancing and dimensional stability.
Uniform and continuous edge banding.
Neat finishing of corners and joints.
Any component exhibiting defective bonding, warping, surface damage, edge lifting or unacceptable workmanship shall be rectified or replaced by the contractor at no additional cost to the Employer.

7.3. MODULAR PARTITION WALLS WITH GLAZED PANELS

7.3.1. General

Design, manufacture, supply and installation of modular partition walls of maximum 2,400 mm height from finished floor level, at locations and to configurations indicated in the approved drawings. The partitions shall comprise opaque board panels and clear glazed panels integrated into a suitable supporting framework. The system shall be rigid, stable, durable and suitable for institutional use.

7.3.2. Supporting Framework

The partition shall be constructed using a suitable metal framework comprising vertical studs, horizontal members and intermediate supports, adequately sized and spaced to support both opaque and glazed panels. The framework shall be securely anchored to the floor and adjoining walls using suitable mechanical fasteners. Where necessary, additional bracing or supports shall be provided to ensure lateral stability. All exposed metal framework and accessories shall have a suitable corrosion-resistant finish.

7.3.3. Opaque Partition Panels

Opaque panels shall be constructed using 18 mm thick, factory-manufactured HMR-grade pre-laminated particle boards with decorative melamine finish on both faces. Boards shall be from Greenlam, Action TESA or Merino, subject to compliance with the specified HMR grade and technical requirements.
Designated exposed faces shall receive decorative HPL finish in the colours, patterns and textures selected from the approved material and finish schedule. HPL shall be bonded using an adhesive specifically confirmed by its manufacturer as suitable for the selected melamine-faced HMR board substrate. Where HPL is applied to one face only, a suitable balancing layer shall be provided on the reverse face to prevent warping or distortion.
All exposed edges shall be finished with 2 mm thick matching PVC/ABS edge banding, machine-applied using compatible adhesive. Panel joints shall be neat, aligned and properly supported.

7.3.4. Glazed Panels

The upper portion of the partition shall be provided with clear, transparent safety glass to provide visual connectivity between the HOD rooms and the surrounding faculty spaces. Glass panels shall be of 10 mm thick toughened safety glass conforming to the applicable Indian Standards, with properly polished edges and free from visible defects, scratches or distortions.

Glass panels shall be securely supported within suitable metal glazing channels or proprietary framing sections, using appropriate glazing gaskets, setting blocks and compatible fixing accessories. Direct contact between glass and metal shall be avoided. Glass panels shall be accurately aligned and installed with uniform joints.

Where glass panels are adjacent to circulation areas or are likely to be subject to human impact, suitable manifestation markings shall be provided at appropriate heights for visibility and safety.

7.3.5. Acoustic Treatment

Where partitions separate HOD rooms, suitable acoustic treatment shall be provided within the opaque portion of the partition using mineral wool or equivalent non-combustible acoustic insulation material, where indicated in the drawings. Perimeter junctions and panel joints shall be properly sealed to minimise sound leakage. The glazed portion shall be understood as a visual connection and shall not be considered an acoustically sealed partition unless specifically designed and detailed for that purpose.

7.3.6. Computer Laboratory Partitions

Partitions in the computer laboratory shall be provided with clear glazed panels and opaque board panels as indicated in the approved drawings. Suitable provisions for electrical and data cable routing shall be incorporated within the framework wherever required. Cable routes shall not compromise the structural stability of the partition or interfere with the glazing system. Electrical wiring, data cabling and associated equipment shall be executed under their respective work items unless specifically included in this item.

7.3.7. Hardware and Accessories

Provide all necessary framework connectors, brackets, screws, anchors, glazing channels, gaskets, trims, cover profiles, panel-fixing accessories and other fittings required for a complete installation. All metal accessories shall have suitable corrosion protection. Visible finishes shall be coordinated with the approved furniture and hardware schedule.

7.3.8. Workmanship and Completion

The partition shall be installed plumb, level and true to line, with uniform panel alignment, neat joints and consistent surface finish. Glass panels shall be securely fixed without rattling, undue stress or direct contact with hard surfaces. All exposed edges, junctions and interfaces shall be properly finished. The completed partition shall be free from visible warping, cracks, loose panels, uneven joints, damaged finishes and defective glazing.

The work shall include fabrication, transportation, installation, fixing, alignment and finishing, complete in accordance with the approved drawings, material schedule and technical specifications.

7.4. FURNITURE HARDWARE AND ACCESSORIES

7.4.1. General Requirements

All furniture hardware and accessories shall be of good quality, suitable for institutional use and appropriate to the intended function and frequency of operation of the furniture.

All hardware shall be factory-manufactured, free from defects, corrosion, deformation and surface imperfections. Components shall operate smoothly and securely, without excessive noise, looseness or misalignment.
Hardware shall conform to the types and materials specified in the approved material schedule and shall be compatible with the board thicknesses, furniture construction and dimensions indicated in the approved drawings.
The following manufacturers shall be considered for the specified hardware categories:
Ebco.
Häfele.
Hettich.
The contractor shall identify the proposed manufacturer, product range and model number for each hardware category and submit the relevant product catalogue or technical data for approval before procurement.
Only genuine products from the approved manufacturers shall be used. Unbranded or generic hardware shall not be permitted.

7.4.2. Concealed Hinges

Concealed hinges shall be provided for all hinged cabinet shutters as indicated in the approved drawings. The hinges shall have the following characteristics:
SS304 body.
Integrated soft-close mechanism.
Smooth opening and closing operation.
Provision for adjustment to achieve proper alignment of shutters.
Secure fixing arrangements suitable for the specified board thickness.
The number and size of hinges provided for each shutter shall be appropriate to its dimensions and weight and shall comply with the hinge manufacturer's recommendations.
Hinges shall be properly fixed using suitable screws and appropriate pilot holes to prevent damage to the particle board.

7.4.3. Cabinet Handles

Cabinet handles shall be of tubular stainless-steel construction, SS304 grade, as specified in the material schedule.
The handles shall have a uniform finish, smooth edges and secure fixing arrangements. Their size, profile and positioning shall conform to the approved furniture drawings.
All exposed surfaces shall be free from scratches, dents, discolouration and other manufacturing defects.

7.4.4. Cabinet Locks

Cabinet shutters requiring locking shall be provided with furniture-type cam locks having an SS finish. The locks shall have suitable cam arrangements and fixing accessories compatible with the shutter thickness and cabinet construction.
The locks shall provide smooth operation and secure locking. Keys shall be supplied along with the respective locks, with appropriate key identification wherever required.

7.4.5. Adjustable Shelf Supports

Adjustable shelf supports shall be provided wherever removable or adjustable shelves are indicated in the approved drawings.
The shelf supports shall be SS304 grade, suitable for furniture applications, and shall provide stable and secure support to the shelves.

The supports shall be accurately positioned and installed to ensure level seating and proper alignment of shelves.

7.4.6. Cabinet Connectors and Fasteners

Cabinet construction shall use suitable confirmat screws and compatible furniture connectors as specified in the material schedule.
The connectors shall be suitable for particle-board construction and shall provide rigid and secure joints.
Screw dimensions, pilot holes and fixing arrangements shall be appropriate to the board thickness and joint configuration. Fixings shall not cause splitting, edge breakout or damage to the board.
All visible screw heads and connector fittings shall be neatly finished.

7.4.7. Wall Brackets

Heavy-duty wall brackets of SS304 grade shall be provided wherever required for supporting wall-mounted shelves or furniture components indicated in the approved drawings.
The brackets shall be of adequate size and load-bearing capacity for the intended application.
Suitable anchoring arrangements shall be adopted according to the actual wall substrate. The contractor shall ensure that the brackets are securely fixed, properly aligned and capable of supporting the intended service loads.

7.4.8. Drawer Channels

All drawers shall be provided with full-extension telescopic, ball-bearing drawer channels.
The channels shall provide smooth and stable drawer movement, allowing the drawer to extend fully for convenient access.
The following requirements shall be observed:
Drawer channels shall be of conventional telescopic ball-bearing type, without soft-close mechanism.
Channels shall be selected according to drawer dimensions, construction and intended loading.
The load capacity shall be suitable for the intended use and shall conform to the manufacturer's declared rating.
Channels shall be securely fixed to the drawer sides and cabinet carcass using suitable screws.
Installation shall ensure smooth movement without jamming, excessive lateral play or misalignment.
The channels shall permit removal and reinstallation of drawers for maintenance wherever the selected hardware system provides this facility.
The contractor shall ensure that the selected channel length and load rating are appropriate for each drawer.

7.4.9. Drawer Handles

Drawer handles shall be SS304 grade, D-type, as specified in the material schedule.
The handles shall have a uniform finish, smooth edges and secure fixing arrangements. Their size and positioning shall conform to the approved furniture drawings.

7.4.10. Drawer Locks

Every drawer shall be provided with an individual furniture-type locking arrangement.
The locks shall be suitable for the respective drawer construction and shall provide secure locking and smooth operation.
The following requirements shall be observed:
Each drawer shall have its own individual lock.
Locks shall be compatible with the drawer front thickness and construction.
Locking cams and associated fittings shall be properly installed to ensure effective locking.

Keys shall be supplied for every lock, with suitable identification wherever required.
The locking arrangement shall not obstruct the normal opening and closing operation of the drawers.
Central locking arrangements shall not be substituted for the specified individual drawer locks without prior written approval of the Employer.

7.4.11. Table Connectors

Table components shall be assembled using suitable confirmat screws and compatible connectors.
The connectors shall provide rigid joints between tabletops, side supports, front panels and other structural components, as applicable.
Fixing arrangements shall ensure stability and prevent loosening during normal use.

7.4.12. Corner Brackets

SS304 grade L-shaped corner brackets shall be provided wherever required by the approved construction details to reinforce furniture joints and connections.
The brackets shall be of suitable thickness and dimensions for the intended application and shall be securely fixed using appropriate screws.

7.4.13. Cable Grommets

Cable grommets of SS304 grade shall be provided in tabletops wherever indicated in the approved drawings.
The grommets shall have smooth, finished edges and suitable openings for the passage of electrical and data cables.
The grommets shall be securely seated in accurately cut openings and shall not have sharp edges or projections that may damage cables.

7.4.14. Hardware Installation and Workmanship

All hardware shall be installed in accordance with the respective manufacturer's recommendations.
All fittings shall be properly aligned and securely fixed.
Appropriate pilot holes and fixing accessories shall be used to prevent damage to particle-board components.
Hinges and drawer channels shall be adjusted to ensure smooth and uniform operation.
Handles, locks and other exposed fittings shall be installed at consistent positions in accordance with the approved drawings.
All moving components shall be checked for proper operation before handover.
Damaged, defective or improperly functioning hardware shall be replaced by the contractor at no additional cost to the Employer.

7.4.15. Submission, Inspection and Acceptance

Before procurement, the contractor shall submit the manufacturer's product catalogue, technical data sheets and proposed product model numbers for all hardware categories.
The Employer or its authorised representative shall have the right to verify the make, model, material, finish and technical characteristics of the proposed hardware.
The contractor shall provide the necessary product documentation and demonstrate the operation of the installed hardware during inspection.
Any hardware found to be defective, incorrectly specified, inadequately fixed or not conforming to the approved requirements shall be replaced or rectified by the contractor at no additional cost to the Employer.

8. APPROVED MAKES.

Sl. No.	Material / Component	Approved Makes
1	HMR pre-laminated particle board (double-sided factory melamine finish)	Greenlam, Action TESA, Merino
2	Solid WPC boards	Thomson Multiwood, Alstone, CenturyPly
3	High Pressure Laminates (HPL)	Merino, Century, Greenlam, Stylam, Royale Touche, Archidlam
4	PVC / ABS edge banding	REHAU, Virgo, Action TESA
5	Concealed hinges – SS304 body, integrated soft-close	Ebco, Häfele, Hettich
6	Telescopic drawer channels – full-extension, ball-bearing type, without soft-close	Ebco, Häfele, Hettich
7	Cabinet and drawer handles – SS304	Ebco, Häfele, Hettich
8	Cabinet locks – furniture cam locks, SS finish	Ebco, Häfele, Hettich
9	Individual drawer locks	Ebco, Häfele, Hettich
10	Adjustable shelf supports – SS304	Ebco, Häfele, Hettich
11	Furniture connectors, confirmat screws and table connectors	Ebco, Häfele, Hettich
12	Wall brackets and L-shaped corner brackets – SS304	Ebco, Häfele, Hettich
13	Cable grommets – SS304	Ebco, Häfele, Hettich
14	HPL bonding adhesives	Pidilite (Fevicol), 3M, Kay-Col, Stick-Onn
15	WPC-compatible adhesives / fixing systems	Pidilite, 3M, Stick-Onn
16	Wall plugs and mechanical fixing anchors	Fischer, Hilti, Rawlplug

9. DRAWINGS

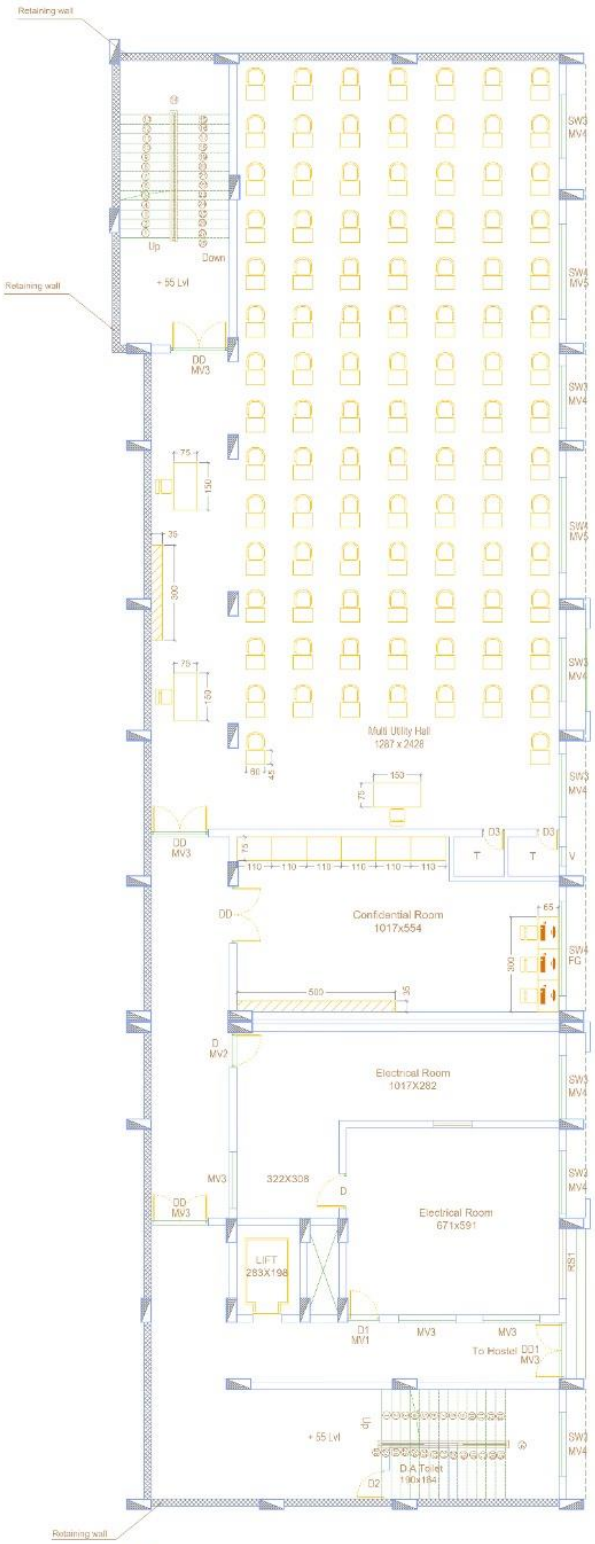

LOWER GROUND FLOOR PLAN


Class Room-1
963x1511
Capacity = 100 seats
Fire Control Room
246X200
Class Room-2
1017x1564
Capacity = 100 seats
Entry to courtyard
90cm high parapet wall
Psychiatry and Mental
Health Dept
963x590
A.V. Aids Room
963x590
COURTYARD
Obstetric and
Gynecological
Nursing Dept
1017x597
Toilet
174x191
Obstetric and Gynecological Lab
1017x897
Gents toilet
564x367
LIFT
280X196
Common Room (Male)
963x630
Slab with bottom unit
Wash
120x137
ELV Room
279x251
Staff Room(Office)
963x1167
Principal's Room
469x586
234x383
Vice Principal's Room
427x586
Ladies toilet
795x586
Area:-561 sq.ft
Student's Welfare Room
871x494
Entrance Lobby
1949x557
Double height
Porch
1467x546
GROUND FLOOR
PLAN-NEW

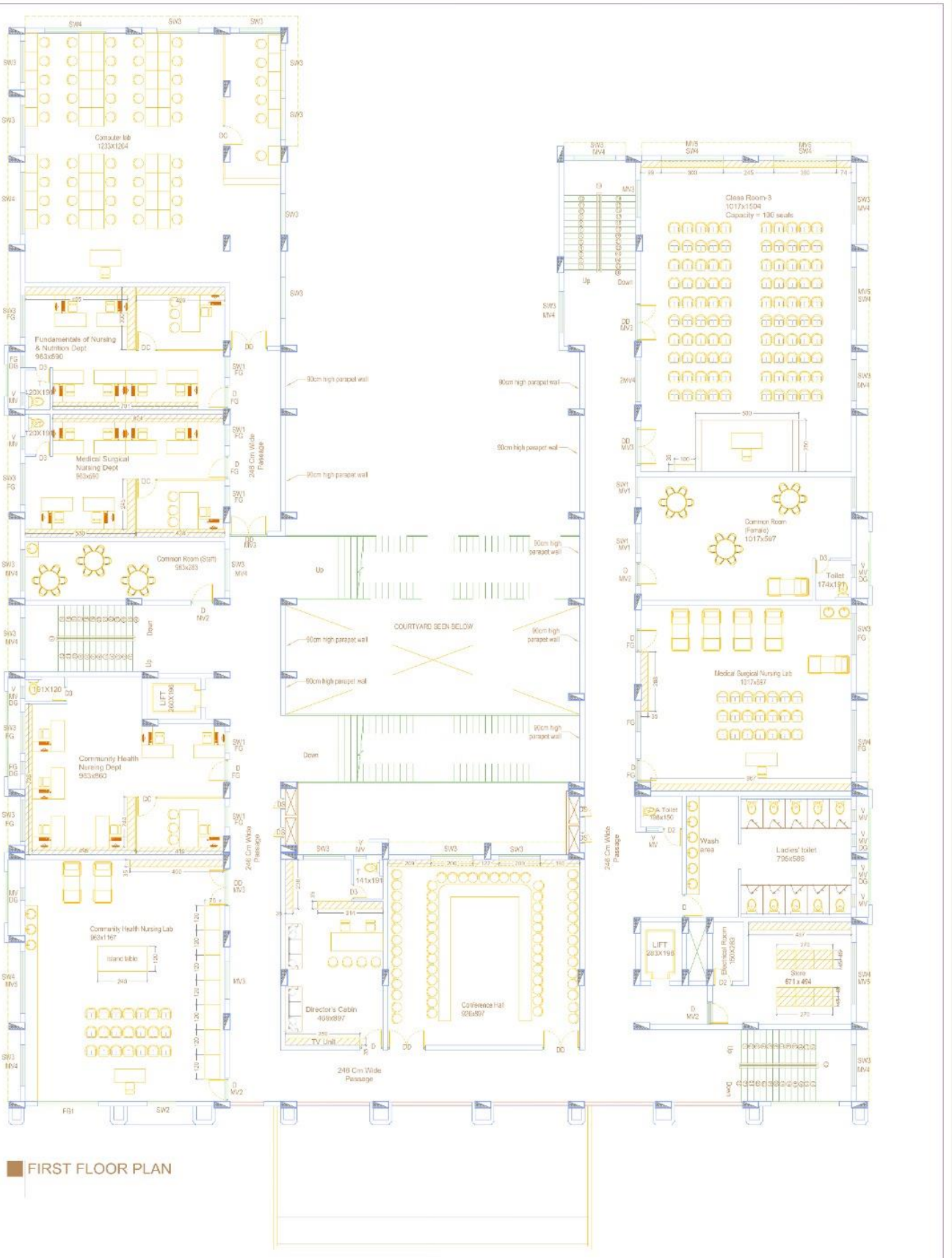
Computer lab
1233X1204
Fundamentals of Nursing
& Nutrition Dept
963x690
Medical Surgical
Nursing Dept
963x697
Common Room (Staff)
963x283
Community Health
Nursing Dept
963x860
Community Health Nursing Lab
963x1167
Island table
Class Room-3
1017x1504
Capacity = 130 seats
Common Room
(Female)
1017x597
Toilet
174x191
Medical Surgical Nursing Lab
1017x597
Wash area
Ladies' toilet
706x586
LIFT
283X198
Electrical Room
1500x283
Store
671 x 464
Director's Cabin
469x897
Conference Hall
926x897
TV Unit
COURTYARD SEEN BELOW
90cm high parapet wall
248 Cm Wide Passage
Up
Down
FIRST FLOOR PLAN

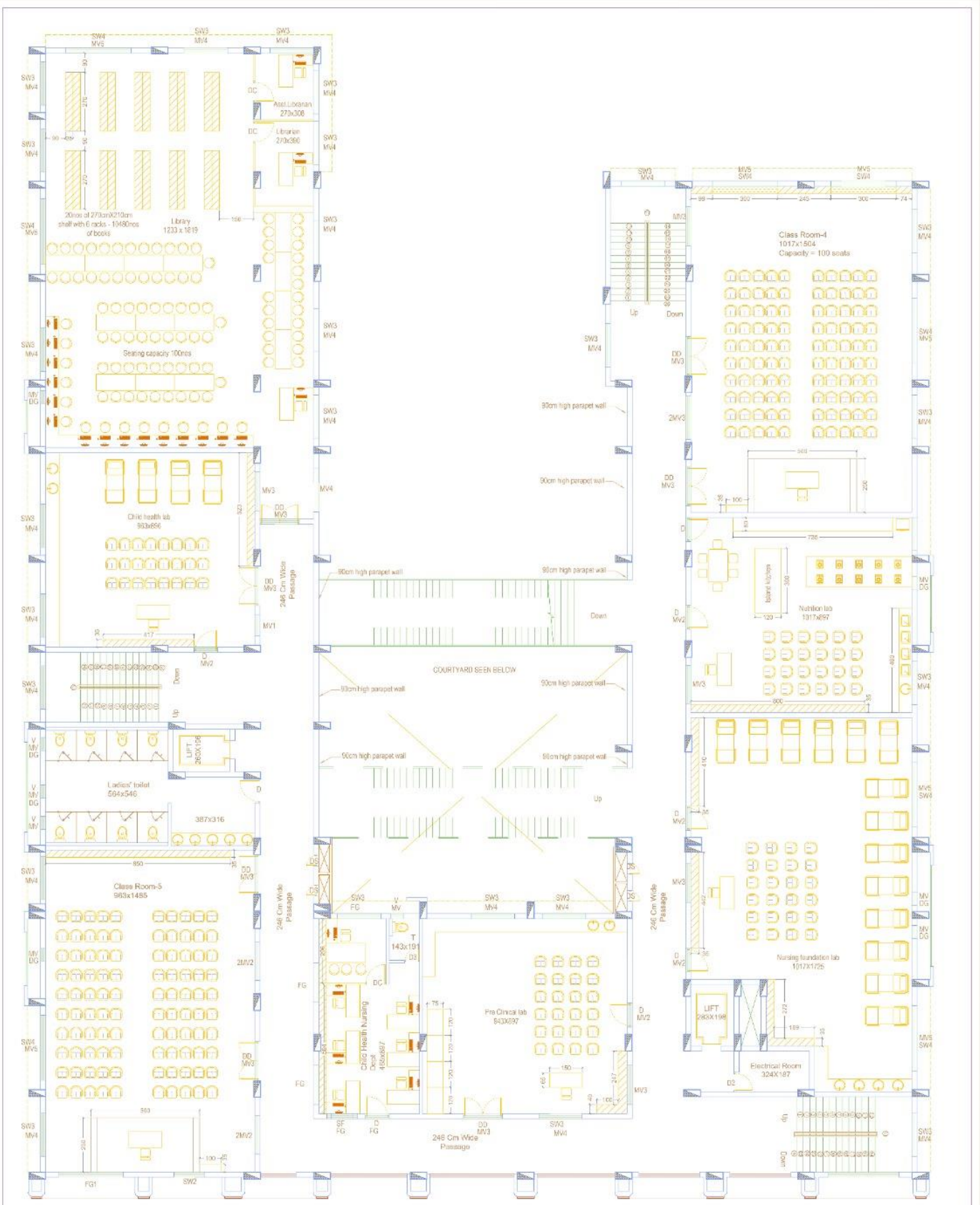

SECOND FLOOR PLAN



THIRD FLOOR PLAN

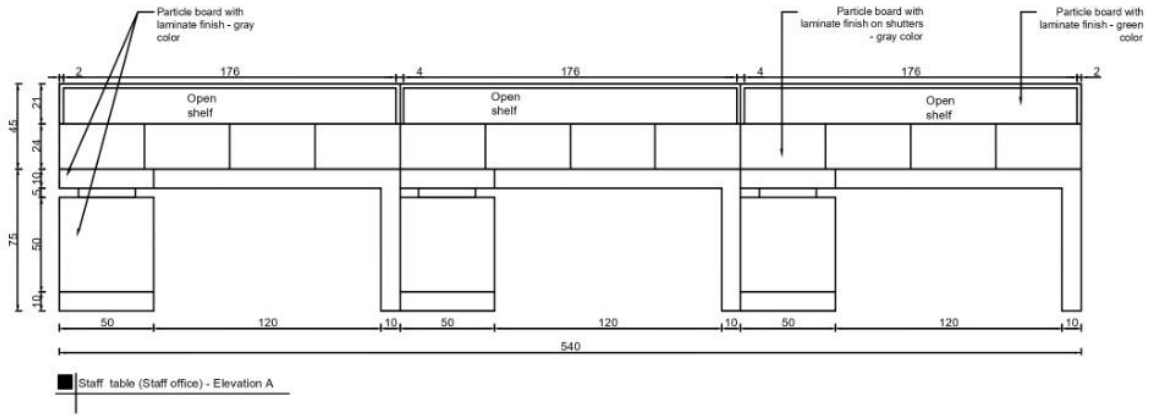

Staff table (Staff office) - Elevation A

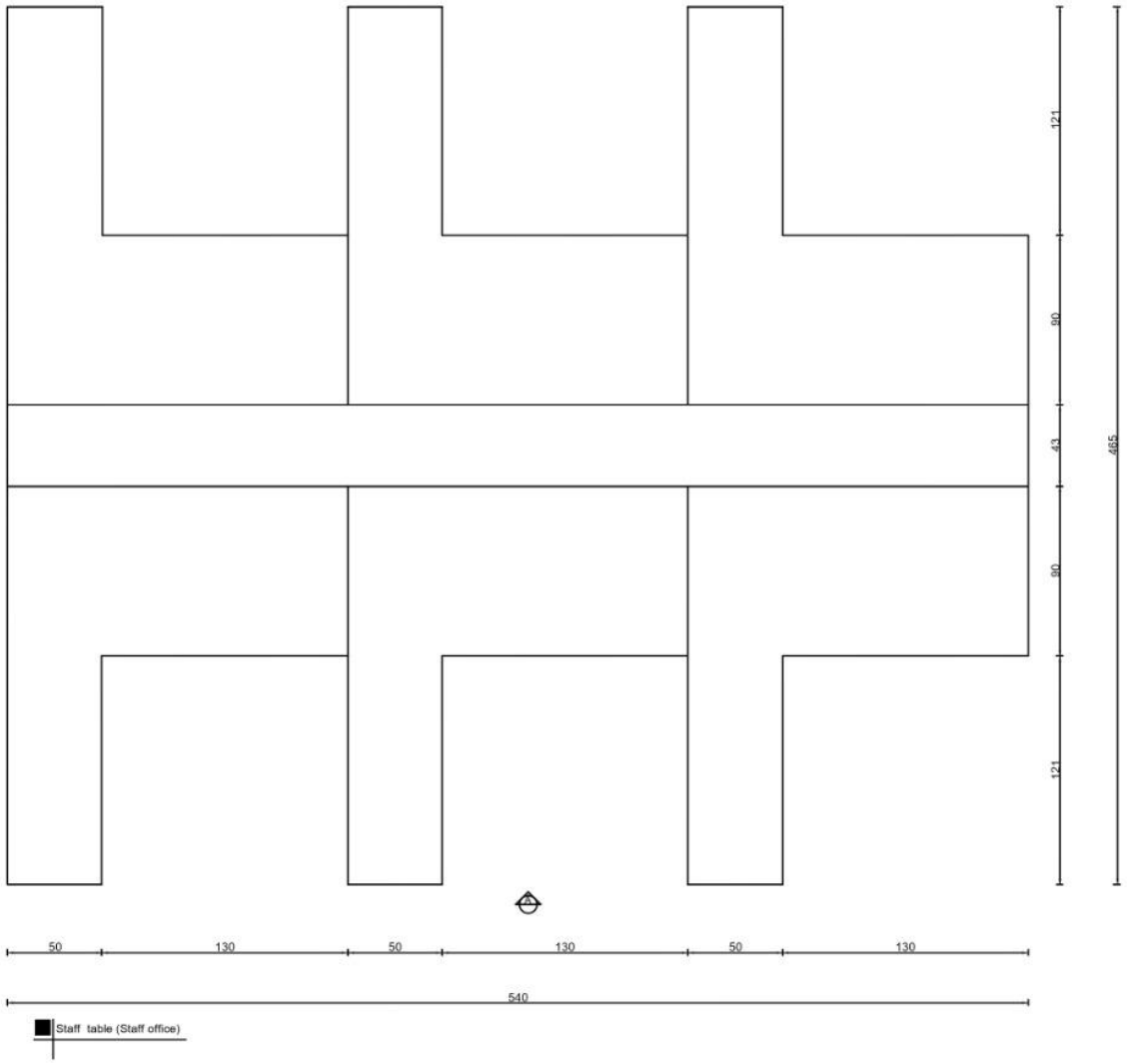

Staff table (Staff office)

Note:

This drawing is the property of M/s. SANKALP ARCHITECTS KOCHI-20 and is not to be used or reproduced without permission.

Remarks:

Remarksbe read only and not to be scaled from the drawing

No	Date	Revision	No	Date	Prints issued to	By
1	XX-XX-XX	01	1	XX-XX-XX	PRINT1	BY1

Key Plan:

Project: INDIRA GANDHI COLLEGE OF NURSING AT THIRUVANIYOOR

Drg.Tile: FURNITURE DETAIL

Client: M/s COCHIN CO OPERATIVE HOSPITALS SOCIETY Ltd NO: E 288

Drawn By: PARVATHI

Job No:

Architects: SANKALP ARCHITECTS XVIII/279-A, T.K.Shanmathuran Road, Maradu,682304

Checked: Pramod P

Site Check:

Date : 16-11-26

Rev No: R0

Scale:

Drawing No:

Sheet No: 01

NORTH

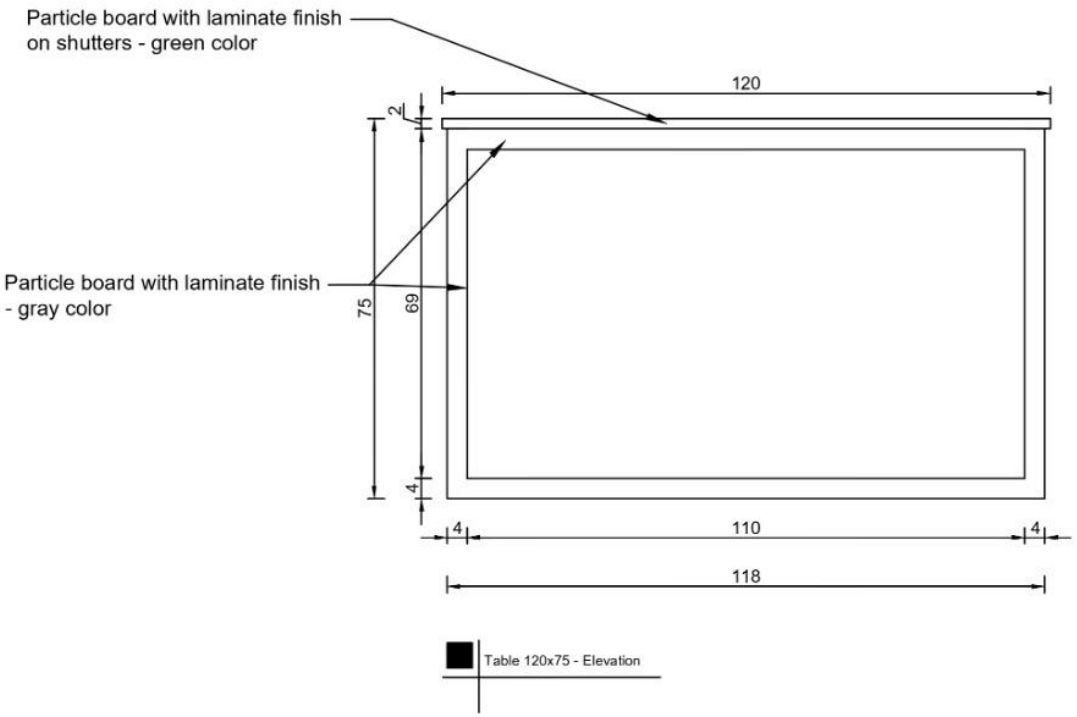

Table 120x75 - Elevation



Table 120x75

Note:		No	Date	Revision	No	Date	Prints issued to	By	Key Plan:	Project:	Drg.Tile:			
This drawing is the property of M/s. SANKALP ARCHITECTS KOCHI-20 and is not to be used or reproduced without permission.		1	XX-XX-XX	01	1	XX-XX-XX	PRINT1	BY1		INDIRA GANDHI COLLEGE OF NURSING AT THIRUVANIYOOR	FURNITURE DETAIL			
Remarks:										Client: M/s COCHIN CO OPERATIVE HOSPITALS SOCIETY Ltd NO: E 288	Drawn By: PARVATHI	Job No:		
Remarksbe read only and not to be scaled from the drawing										Architects: SANKALP ARCHITECTS XVIII/279-A, T.K.Shanmathuran Road, Maradu,682304	Checked: Pramod P	Site Check:	Date : 16-11-26	Rev No: R0
											Scale:	Drawing No:	Sheet No: 01	NORTH

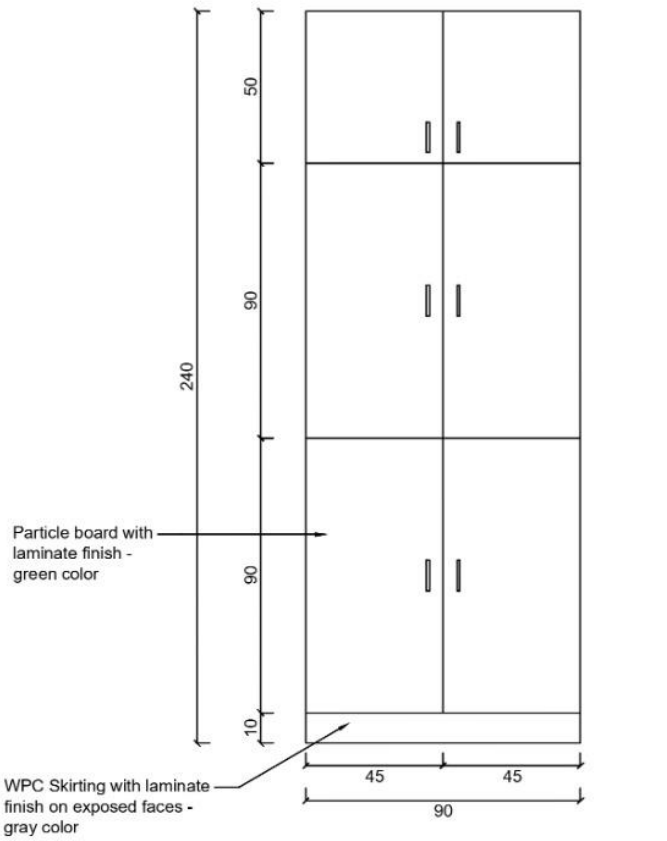

Shelf unit on walls without windows - Elevation

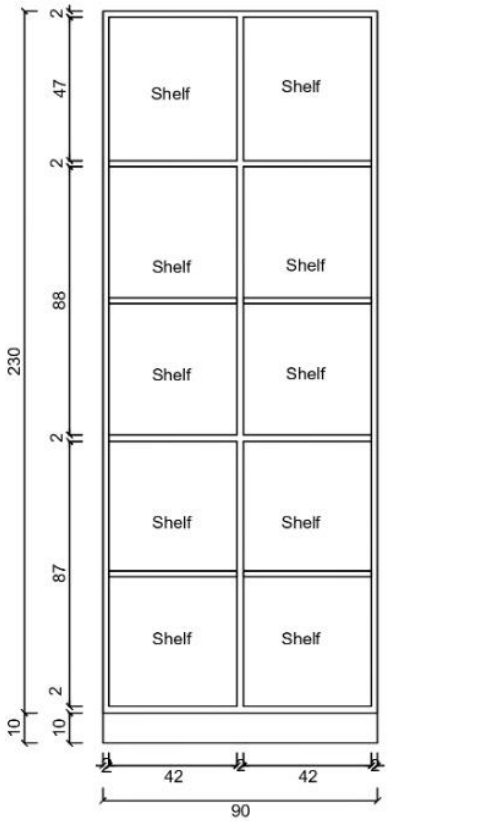

Shelf unit on walls without windows - Elevation Inside

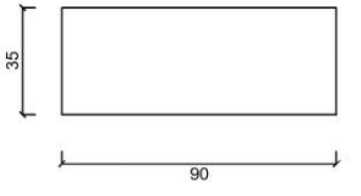

Shelf unit on walls without windows

Note: This drawing is the property of M/s. SANKALP ARCHITECTS KOCHI-20 and is not to be used or reproduced without permission.		No	Date	Revision	No	Date	Prints issued to	By	Key Plan:	Project: INDIRA GANDHI COLLEGE OF NURSING AT THIRUVANIYOOR
		1	XX-XX-XX	01	1	XX-XX-XX	PRINT1	BY1		Drg.Tile: FURNITURE DETAIL
Remarks: Remarksbe read only and not to be scaled from the drawing										Client: M/s COCHIN CO OPERATIVE HOSPITALS SOCIETY Ltd NO: E 288
										Drawn By: PARVATHI
										Job No:
										Architects: SANKALP ARCHITECTS XVIII/279-A, T.K.Shanmathuran Road, Maradu,682304
										Checked: Pramod P
										Site Check:
										Date : 16-11-26
										Rev No: R0
										Scale:
										Drawing No:
										Sheet No: 01
										NORTH

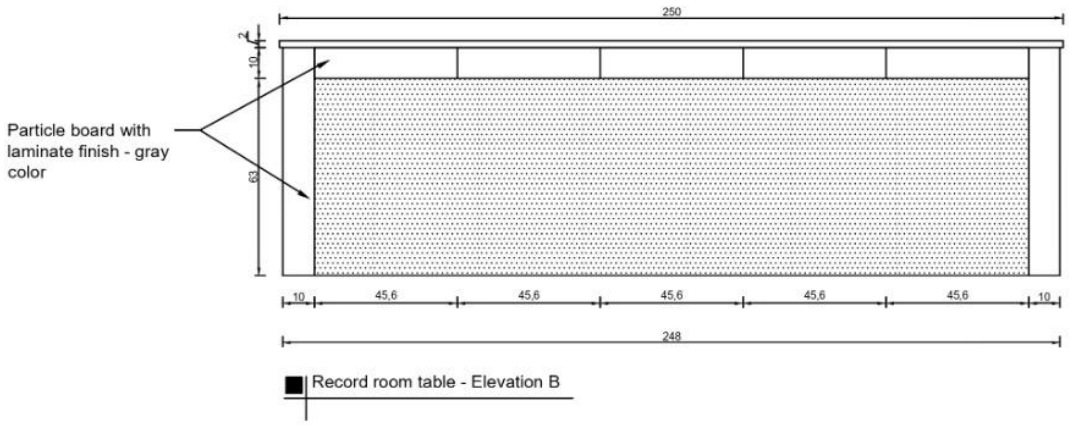

Record room table - Elevation B

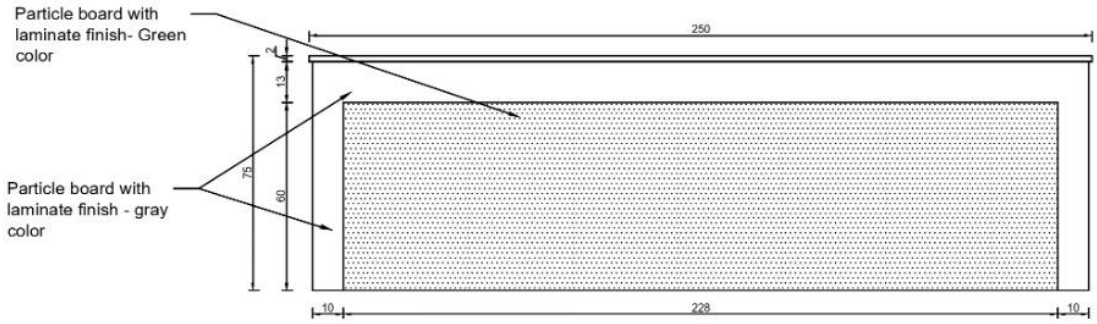

Record room table - Elevation A

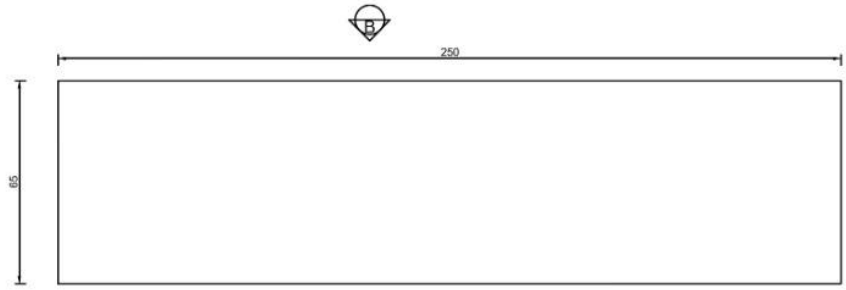

Record room table

A

Note:		No	Date	Revision	No	Date	Prints issued to	By	Key Plan:	Project:	Drg.Tile:
This drawing is the property of M/s. SANKALP ARCHITECTS KOCHI-20 and is not to be used or reproduced without permission.		1	XX-XX-XX	01	1	XX-XX-XX	PRINT1	BY1		INDIRA GANDHI COLLEGE OF NURSING AT THIRUVANIYOOR	FURNITURE DETAIL
Remarks:										Client: M/s COCHIN CO OPERATIVE HOSPITALS SOCIETY Ltd NO: E 288	Drawn By: PARVATHI / Job No: 0X
Remarksbe read only and not to be scaled from the drawing										Architects: SANKALP ARCHITECTS XVIII/279-A, T.K.Shanmathuran Road, Maradu,682304	Checked: Pramod P / Site Check: / Date : 16-11-26 / Rev No: R0 / Scale: / Drawing No: / Sheet No: 01 / NORTH

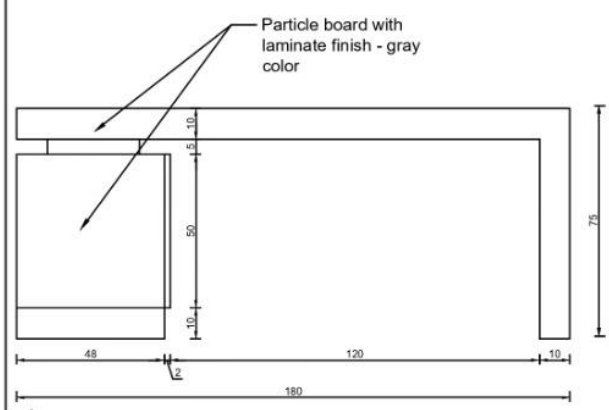

Staff office single table- Elevation A

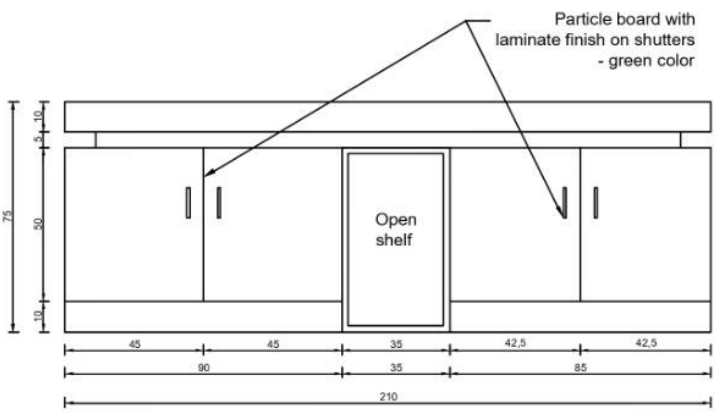

Staff office single table- Elevation B

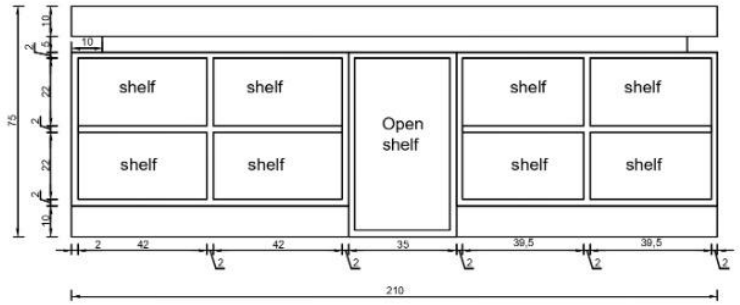

Staff office single table- Elevation B Inside

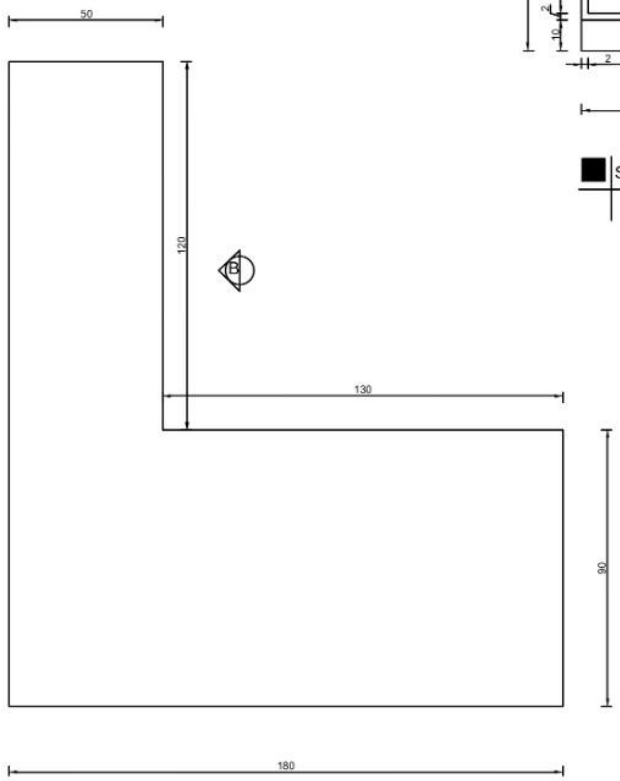

Staff office single table

A

Note:		No	Date	Revision	No	Date	Prints issued to	By	Key Plan:	Project:	Drg.Tile:			
This drawing is the property of M/s. SANKALP ARCHITECTS KOCHI-20 and is not to be used or reproduced without permission.		1	XX-XX-XX	01	1	XX-XX-XX	PRINT1	BY1		INDIRA GANDHI COLLEGE OF NURSING AT THIRUVANIYOOR	FURNITURE DETAIL			
Remarks:										Client: M/s COCHIN CO OPERATIVE HOSPITALS SOCIETY Ltd NO: E 288	Drawn By: PARVATHI	Job No:		
Remarksbe read only and not to be scaled from the drawing										Architects: SANKALP ARCHITECTS XVIII/279-A, T.K.Shanmathuran Road, Maradu,682304	Checked: Pramod P	Site Check:	Date : 16-11-26	Rev No: R0
											Scale:	Drawing No:	Sheet No: 01	NORTH

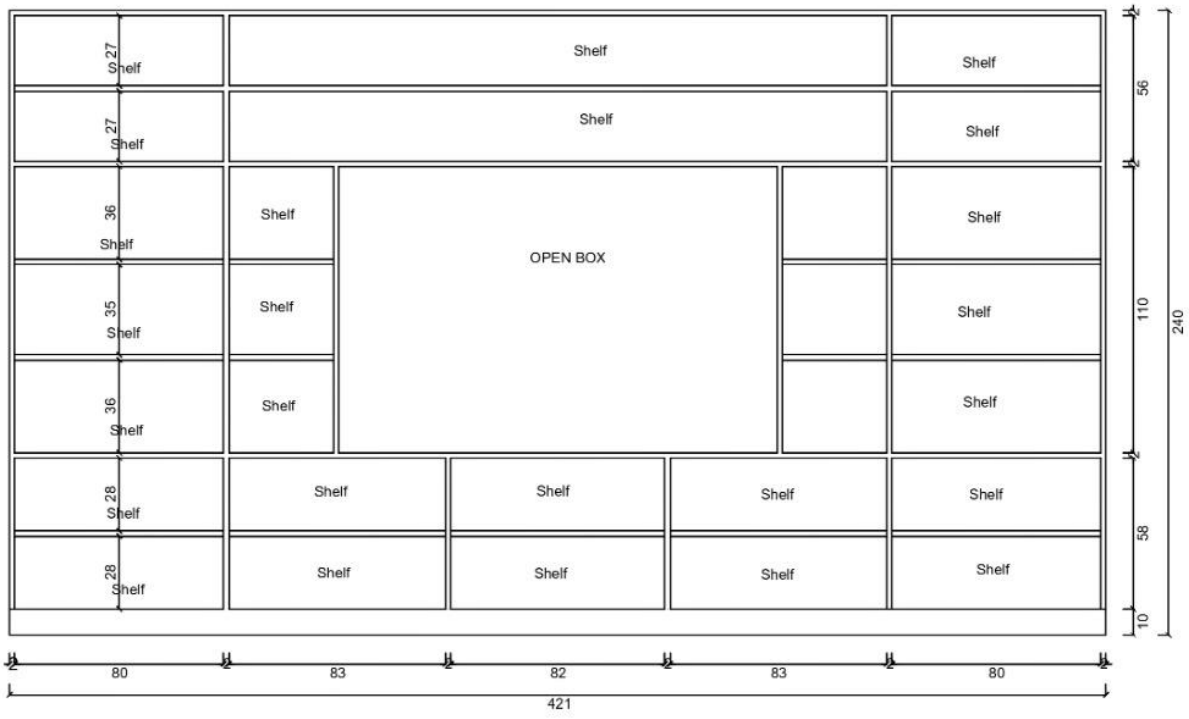

Principal room TV unit - Elevation Inside

Note:		No	Date	Revision	No	Date	Prints issued to	By	Key Plan:	Project:	Drg.Tile:
This drawing is the property of M/s. SANKALP ARCHITECTS KOCHI-20 and is not to be used or reproduced without permission.		1	XX-XX-XX	01	1	XX-XX-XX	PRINT1	BY1		INDIRA GANDHI COLLEGE OF NURSING AT THIRUVANIYOOR	FURNITURE DETAIL
Remarks:										Client: M/s COCHIN CO OPERATIVE HOSPITALS SOCIETY Ltd NO: E 288	Drawn By: PARVATHI / Job No:
Remarksbe read only and not to be scaled from the drawing										Architects: SANKALP ARCHITECTS XVIII/279-A, T.K.Shanmathuran Road, Maradu,682304	Checked: Pramod P / Site Check: / Date : 16-11-26 / Rev No: R0 / Scale: / Drawing No: / Sheet No: 02 / NORTH

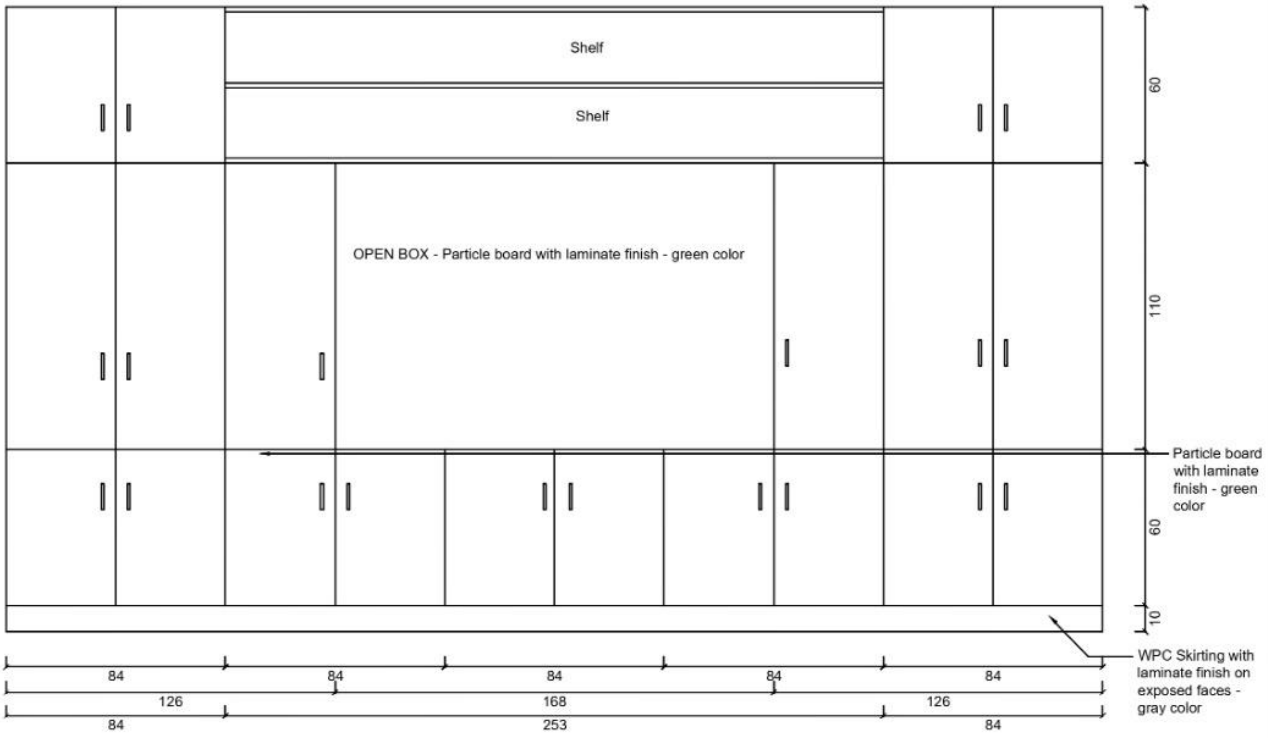

Principal room TV unit - Elevation



Principal room TV unit

Note:		No	Date	Revision	No	Date	Prints issued to	By	Key Plan:	Project:	Drg.Tile:			
This drawing is the property of M/s. SANKALP ARCHITECTS KOCHI-20 and is not to be used or reproduced without permission.		1	XX-XX-XX	01	1	XX-XX-XX	PRINT1	BY1		INDIRA GANDHI COLLEGE OF NURSING AT THIRUVANIYOOR	FURNITURE DETAIL			
Remarks:										Client: M/s COCHIN CO OPERATIVE HOSPITALS SOCIETY Ltd NO: E 288	Drawn By: PARVATHI	Job No: 0X		
Remarksbe read only and not to be scaled from the drawing										Architects: SANKALP ARCHITECTS XVIII/279-A, T.K.Shanmathuran Road, Maradu,682304	Checked: PP	Site Check:	Date : 16-11-26	Rev No: 0
											Scale:	Drawing No:	Sheet No: 01	NORTH

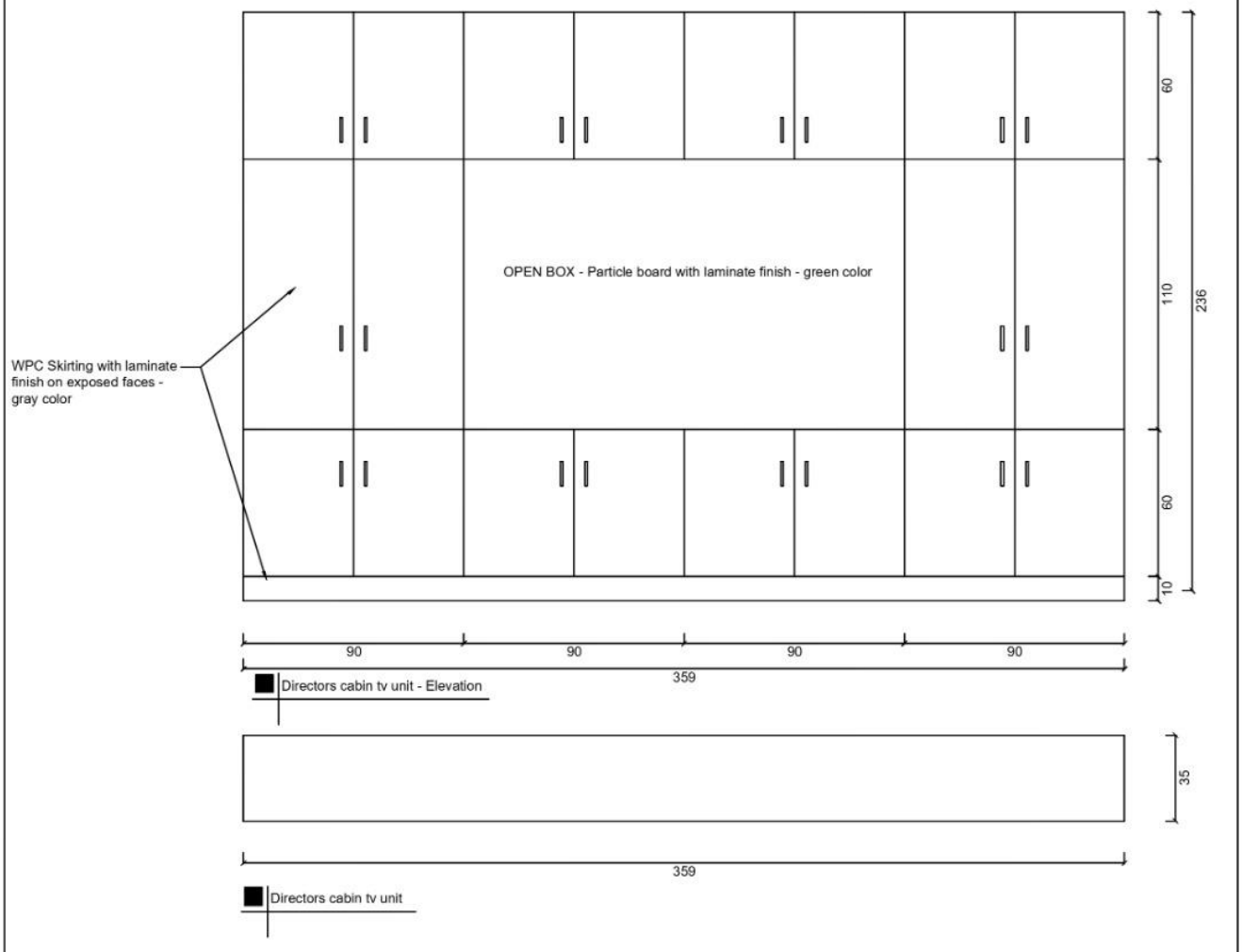

Note:

This drawing is the property of M/s. SANKALP ARCHITECTS KOCHI-20 and is not to be used or reproduced without permission.

Remarks:

Remarksbe read only and not to be scaled from the drawing

No	Date	Revision	No	Date	Prints issued to	By
1	XX-XX-XX	01	1	XX-XX-XX	PRINT1	BY1

Key Plan:

Project: INDIRA GANDHI COLLEGE OF NURSING AT THIRUVANIYOOR

Drg.Tile: FURNITURE DETAIL

Client: M/s COCHIN CO OPERATIVE HOSPITALS SOCIETY Ltd NO: E 288

Drawn By: PARVATHI

Job No:

Architects: SANKALP ARCHITECTS XVIII/279-A, T.K.Shanmathuran Road, Maradu,682304

Checked: Pramod P

Site Check:

Date : 16-11-26

Rev No: R0

Scale:

Drawing No:

Sheet No: 01

NORTH

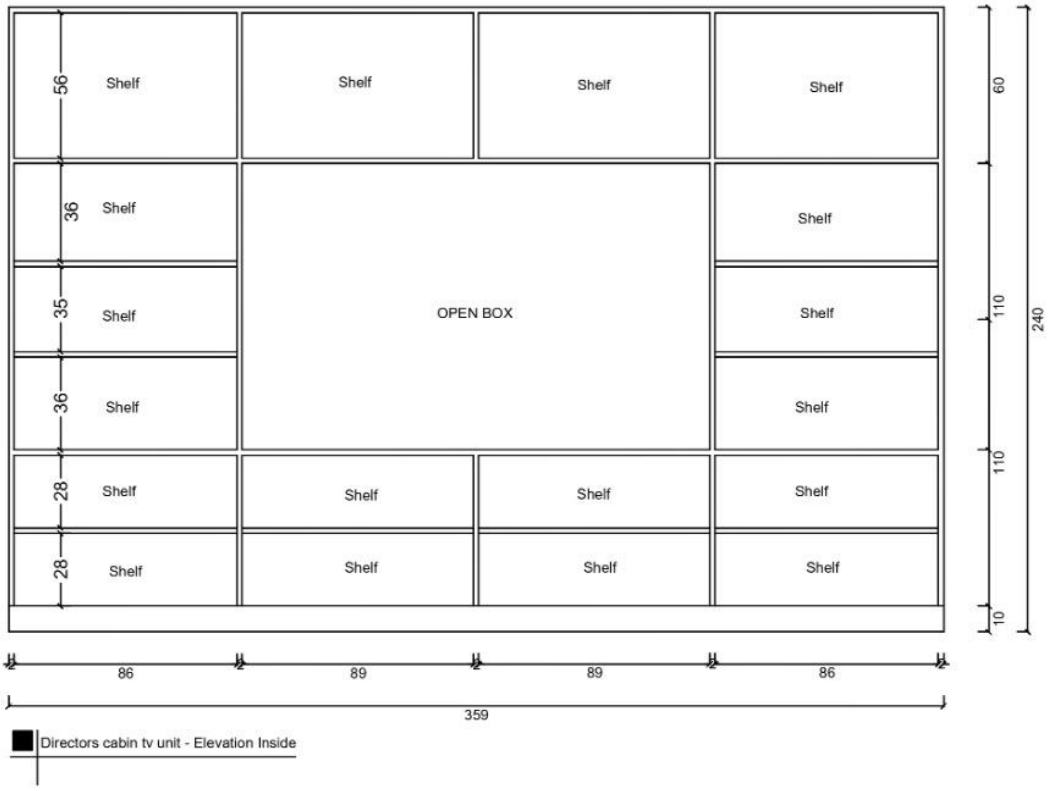

Note: This drawing is the property of M/s. SANKALP ARCHITECTS KOCHI-20 and is not to be used or reproduced without permission.	No	Date	Revision	No	Date	Prints issued to	By	Key Plan:	Project: INDIRA GANDHI COLLEGE OF NURSING AT THIRUVANIYOOR
	1	XX-XX-XX	01	1	XX-XX-XX	PRINT1	BY1		Drg.Tile: FURNITURE DETAIL
Remarks: Remarksbe read only and not to be scaled from the drawing									Client: M/s COCHIN CO OPERATIVE HOSPITALS SOCIETY Ltd NO: E 288
									Drawn By: PARVATHI / Job No: 0X
									Architects: SANKALP ARCHITECTS XVIII/279-A, T.K.Shanmathuran Road, Maradu,682304
									Checked: PP / Site Check: / Date : 16-11-26 / Rev No: 0
									Scale: / Drawing No: / Sheet No: 02 / NORTH

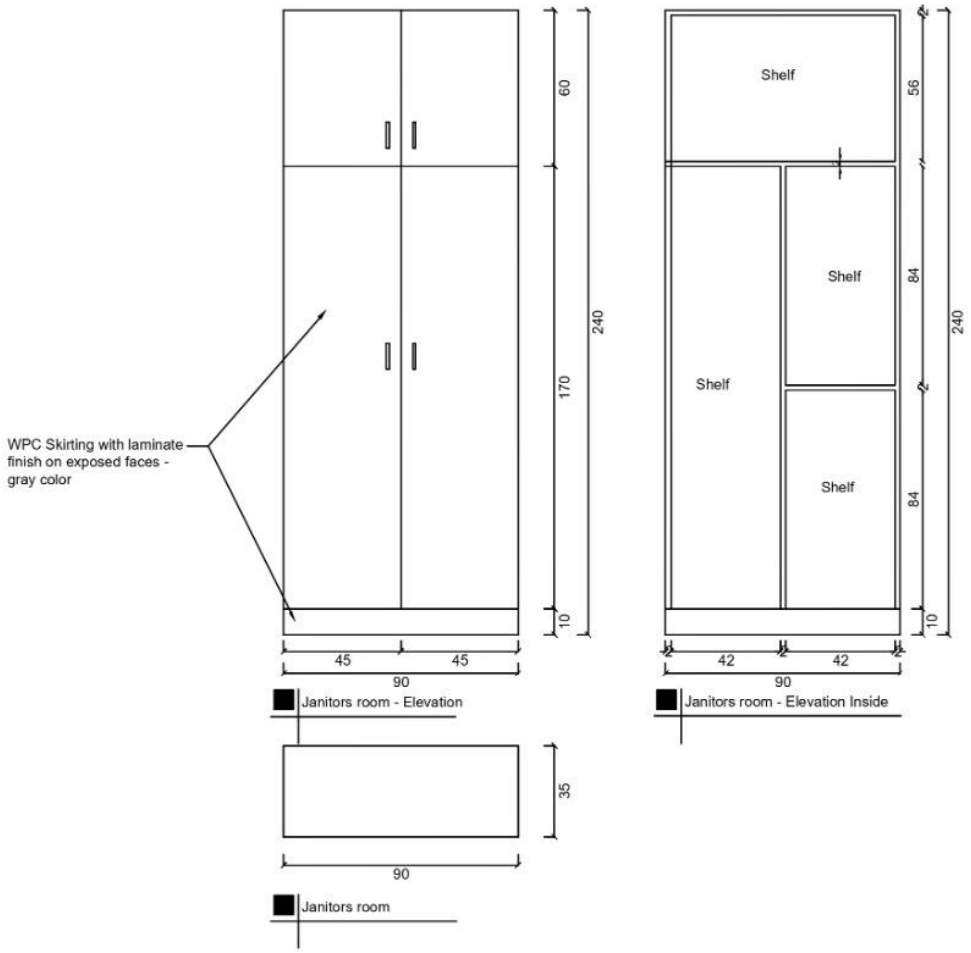

Note:		No	Date	Revision	No	Date	Prints issued to	By	Key Plan:	Project:	Drg.Tile:			
This drawing is the property of M/s. SANKALP ARCHITECTS KOCHI-20 and is not to be used or reproduced without permission.		1	XX-XX-XX	01	1	XX-XX-XX	PRINT1	BY1		INDIRA GANDHI COLLEGE OF NURSING AT THIRUVANIYOOR	FURNITURE DETAIL			
Remarks:										Client: M/s COCHIN CO OPERATIVE HOSPITALS SOCIETY Ltd NO: E 288	Drawn By: PARVATHI	Job No:		
Remarksbe read only and not to be scaled from the drawing										Architects: SANKALP ARCHITECTS XVIII/279-A, T.K.Shanmathuran Road, Maradu,682304	Checked: Pramod P	Site Check:	Date : 16-11-26	Rev No: R0
											Scale:	Drawing No:	Sheet No: 01	NORTH

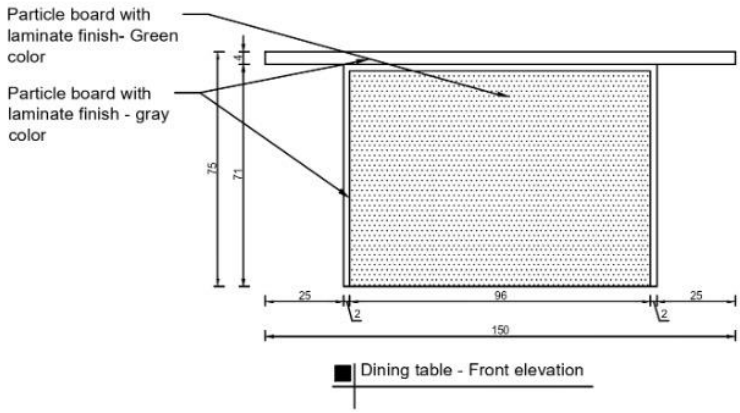

Dining table - Front elevation

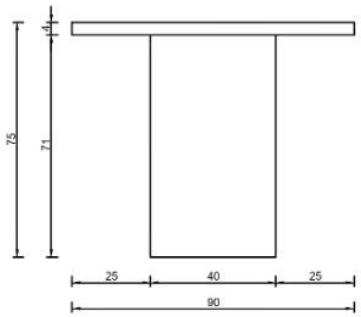

Dining table - Side elevation



Dining table

Note:		No	Date	Revision	No	Date	Prints issued to	By	Key Plan:	Project:	Drg.Tile:			
This drawing is the property of M/s. SANKALP ARCHITECTS KOCHI-20 and is not to be used or reproduced without permission.		1	XX-XX-XX	01	1	XX-XX-XX	PRINT1	BY1		INDIRA GANDHI COLLEGE OF NURSING AT THIRUVANIYOOR	FURNITURE DETAIL			
Remarks:										Client: M/s COCHIN CO OPERATIVE HOSPITALS SOCIETY Ltd NO: E 288	Drawn By: PARVATHI	Job No: 0X		
Remarksbe read only and not to be scaled from the drawing										Architects: SANKALP ARCHITECTS XVIII/279-A, T.K.Shanmathuran Road, Maradu,682304	Checked: Pramod.P	Site Check:	Date : 16-11-26	Rev No: R0
											Scale:	Drawing No:	Sheet No: 01	NORTH

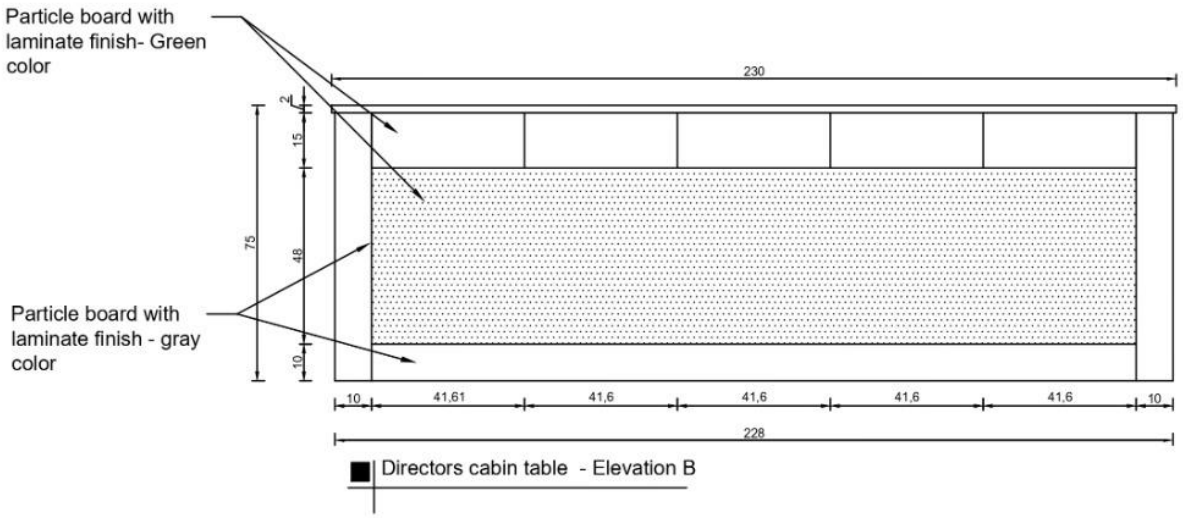

Directors cabin table - Elevation B

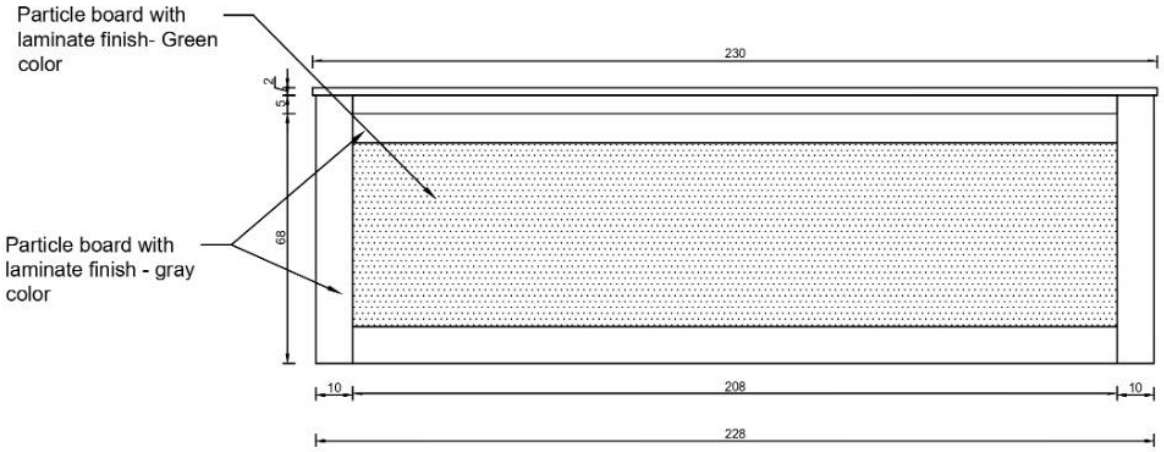

Directors cabin table - Elevation A



Directors cabin table - Plan

Note:		No	Date	Revision	No	Date	Prints issued to	By	Key Plan:	Project:	Drg.Tile:				
This drawing is the property of M/s. SANKALP ARCHITECTS KOCHI-20 and is not to be used or reproduced without permission.		1	XX-XX-XX	01	1	XX-XX-XX	PRINT1	BY1		INDIRA GANDHI COLLEGE OF NURSING AT THIRUVANIYOOR	FURNITURE DETAIL				
Remarks:										Client: M/s COCHIN CO OPERATIVE HOSPITALS SOCIETY Ltd NO: E 288	Drawn By: PARVATHI	Job No:			
Remarksbe read only and not to be scaled from the drawing										Architects: SANKALP ARCHITECTS XVIII/279-A, T.K.Shanmathuran Road, Maradu,682304	Checked: Pramod.p	Site Check:	Date : 16-11-26	Rev No: R0	
											Scale:	Drawing No:	Sheet No: 01	NORTH	

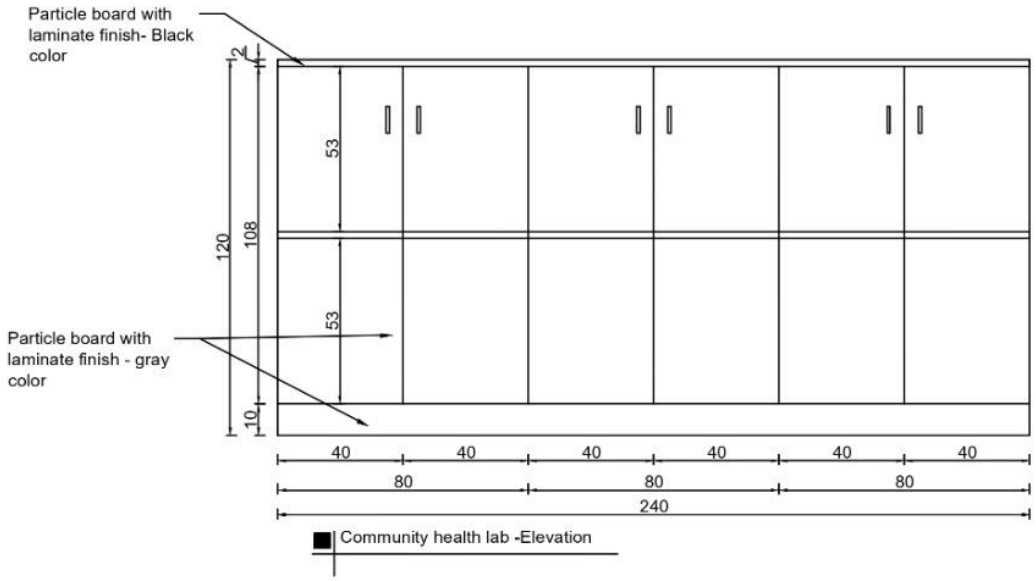

Community health lab -Elevation



Community health lab

Note:		No	Date	Revision	No	Date	Prints issued to	By	Key Plan:	Project:	Drg.Tile:		
This drawing is the property of M/s. SANKALP ARCHITECTS KOCHI-20 and is not to be used or reproduced without permission.		1	XX-XX-XX	01	1	XX-XX-XX	PRINT1	BY1		INDIRA GANDHI COLLEGE OF NURSING AT THIRUVANIYOOR	FURNITURE DETAIL		
Remarks:										Client: M/s COCHIN CO OPERATIVE HOSPITALS SOCIETY Ltd NO: E 288	Drawn By: PARVATHI	Job No:	
Remarksbe read only and not to be scaled from the drawing										Architects: SANKALP ARCHITECTS XVIII/279-A, T.K.Shanmathuran Road, Maradu,682304	Checked: Pramod.P	Site Check:	Date : 16-11-26 / Rev No: R0
											Scale:	Drawing No:	Sheet No: 01 / NORTH

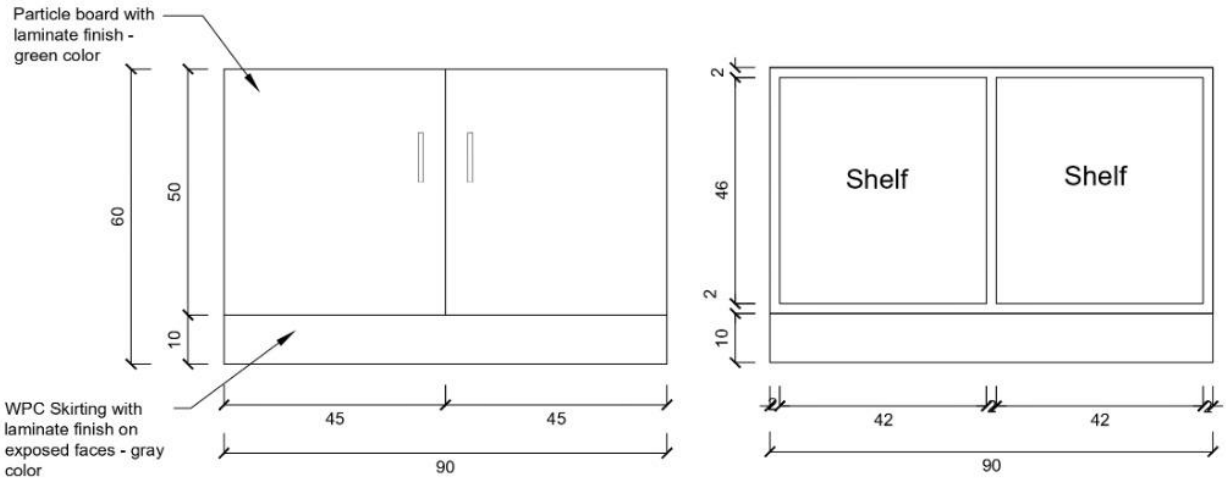

Slab bottom unit-Elevation

Slab bottom unit-Elevation Inside

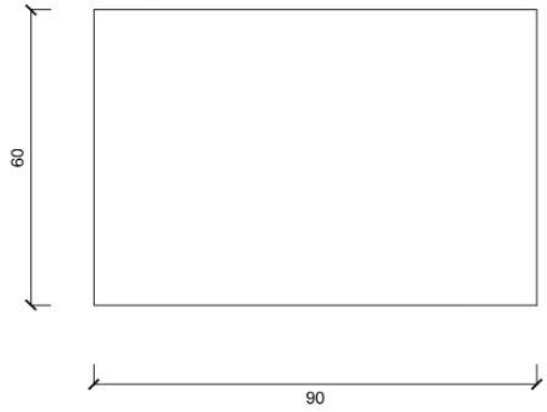

Slab bottom unit

Note:

This drawing is the property of M/s. SANKALP ARCHITECTS KOCHI-20 and is not to be used or reproduced without permission.

Remarks:

Remarksbe read only and not to be scaled from the drawing

No	Date	Revision	No	Date	Prints issued to	By
1	XX-XX-XX	01	1	XX-XX-XX	PRINT1	BY1

Key Plan:

Project: INDIRA GANDHI COLLEGE OF NURSING AT THIRUVANIYOOR

Drg.Tile: FURNITURE DETAIL

Client: M/s COCHIN CO OPERATIVE HOSPITALS SOCIETY Ltd NO: E 288

Drawn By: PARVATHI

Job No: 0X

Architects: SANKALP ARCHITECTS XVIII/279-A, T.K.Shanmathuran Road, Maradu,682304

Checked: PRAMOD.P

Site Check:

Date : 16-11-26

Rev No: R0

Scale:

Drawing No.:

Sheet No: 01

NORTH

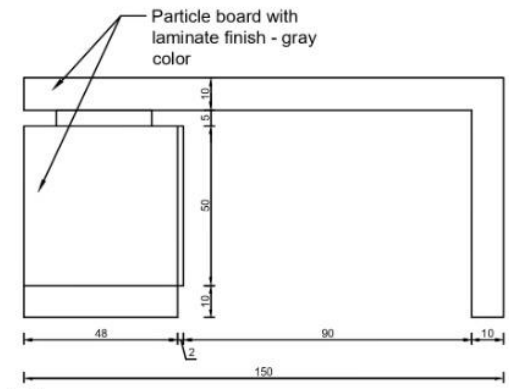

Dept Staff table- Elevation A

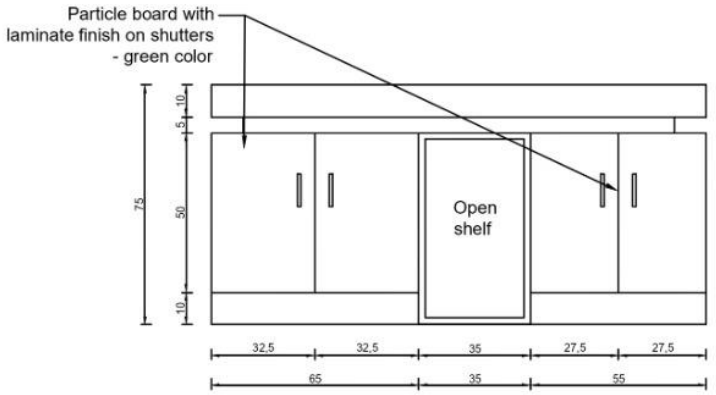

Dept Staff table- Elevation B

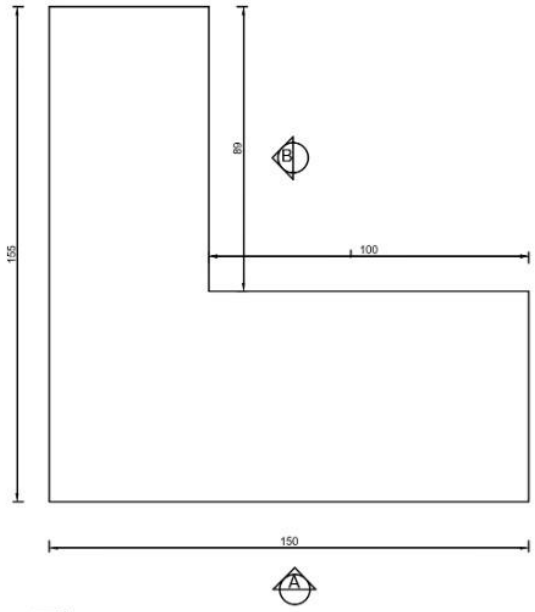

Dept Staff table

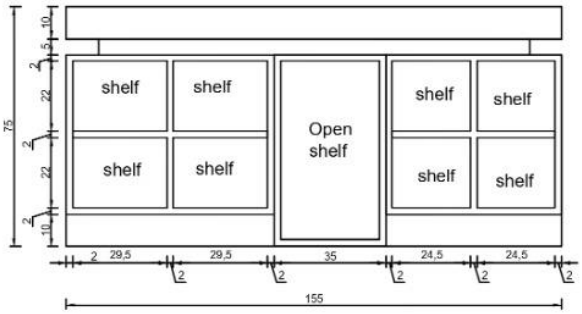

Dept Staff table- Elevation B Inside

Note:		No	Date	Revision	No	Date	Prints issued to	By	Key Plan:	Project:	Drg.Tile:				
This drawing is the property of M/s. SANKALP ARCHITECTS KOCHI-20 and is not to be used or reproduced without permission.		1	XX-XX-XX	01	1	XX-XX-XX	PRINT1	BY1		INDIRA GANDHI COLLEGE OF NURSING AT THIRUVANIYOOR	FURNITURE DETAIL				
Remarks:										Client: M/s COCHIN CO OPERATIVE HOSPITALS SOCIETY Ltd NO: E 288	Drawn By: PARVATHI	Job No:			
Remarksbe read only and not to be scaled from the drawing										Architects: SANKALP ARCHITECTS XVIII/279-A, T.K.Shanmathuran Road, Maradu,682304	Checked: Pramod P	Site Check:	Date : 16-11-26	Rev No: R0	
											Scale:	Drawing No:	Sheet No: 01	NORTH	

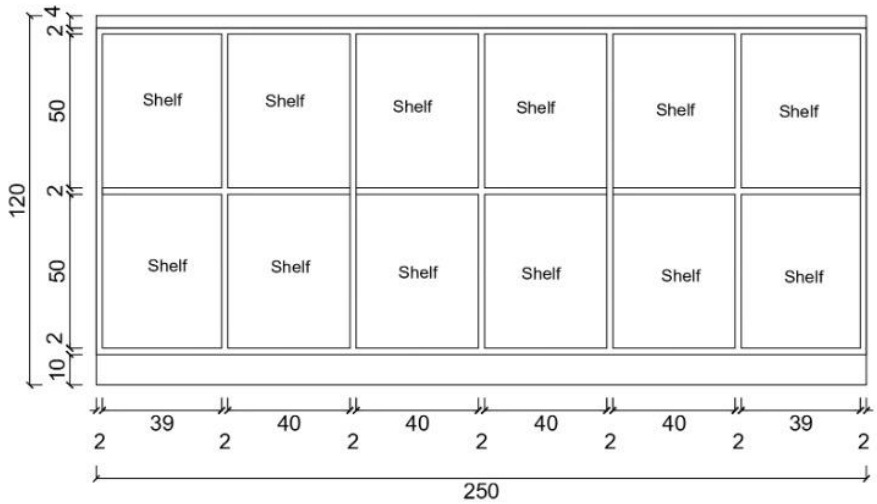

Shelf at staff office entry - Elevation A Inside

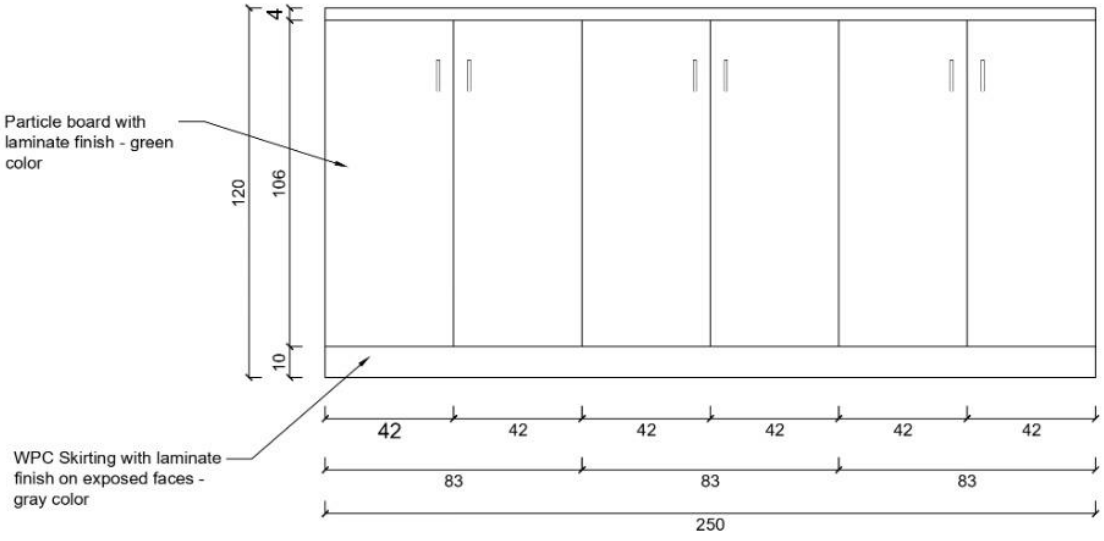

Shelf at staff office entry - Elevation A

Note:		No	Date	Revision	No	Date	Prints issued to	By	Key Plan:	Project:	Drg.Tile:			
This drawing is the property of M/s. SANKALP ARCHITECTS KOCHI-20 and is not to be used or reproduced without permission.		1	XX-XX-XX	01	1	XX-XX-XX	PRINT1	BY1		INDIRA GANDHI COLLEGE OF NURSING AT THIRUVANIYOOR	FURNITURE DETAIL			
Remarks:										Client: M/s COCHIN CO OPERATIVE HOSPITALS SOCIETY Ltd NO: E 288	Drawn By: PARVATHI	Job No:		
Remarksbe read only and not to be scaled from the drawing										Architects: SANKALP ARCHITECTS XVIII/279-A, T.K.Shanmathuran Road, Maradu,682304	Checked: PRAMOD.P	Site Check:	Date : 16-11-26	Rev No: R0
											Scale:	Drawing No.:	Sheet No: 02	NORTH

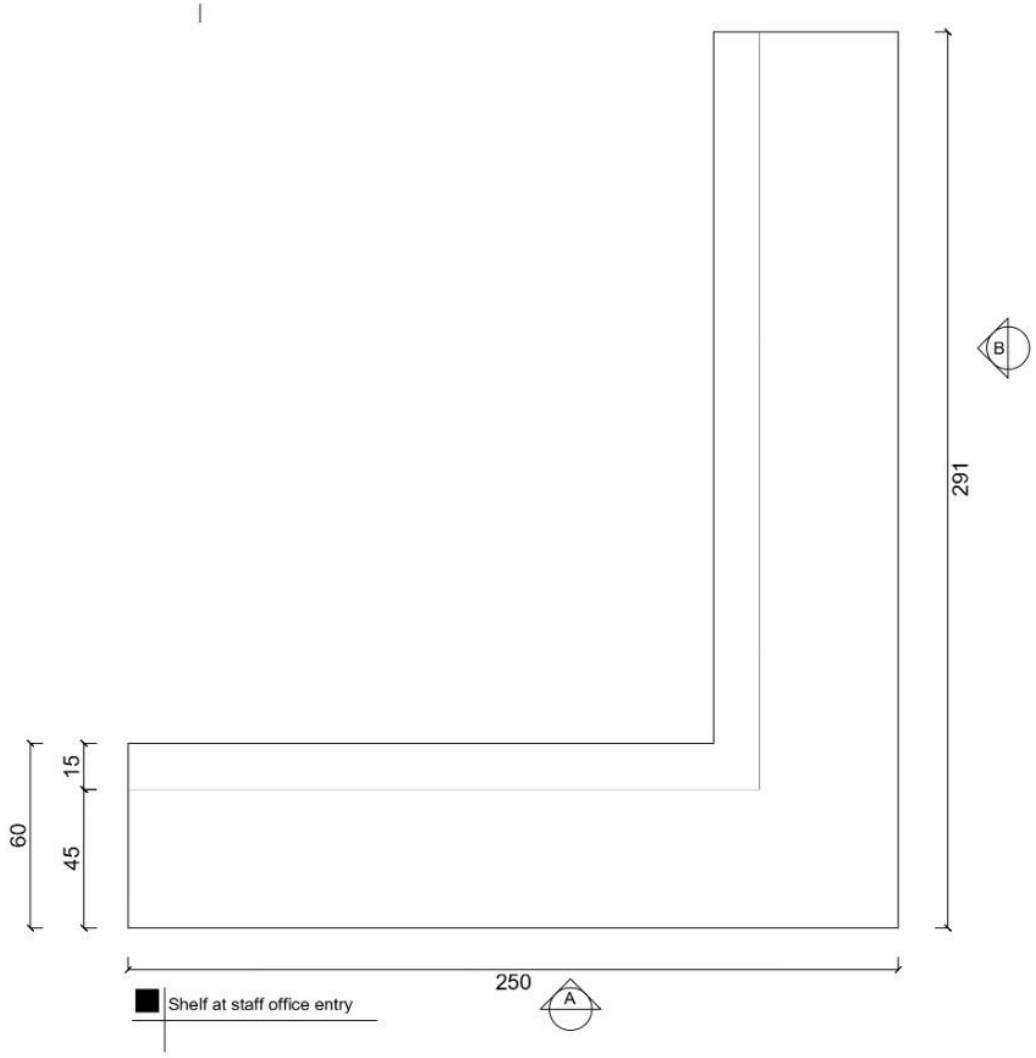

Note:

This drawing is the property of M/s. SANKALP ARCHITECTS KOCHI-20 and is not to be used or reproduced without permission.

Remarks:

Remarksbe read only and not to be scaled from the drawing

No	Date	Revision	No	Date	Prints issued to	By
1	XX-XX-XX	01	1	XX-XX-XX	PRINT1	BY1

Key Plan:

Project: INDIRA GANDHI COLLEGE OF NURSING AT THIRUVANIYOOR

Drg.Tile: FURNITURE DETAIL

Client: M/s COCHIN CO OPERATIVE HOSPITALS SOCIETY Ltd NO: E 288

Drawn By: PARVATHI

Job No: 0X

Architects: SANKALP ARCHITECTS, XVIII/279-A, T.K.Shanmathuran Road, Maradu,682304

Checked: PRAMOD.P

Site Check:

Date : 16-11-26

Rev No: R0

Scale:

Drawing No.:

Sheet No: 01

NORTH

Particle board with laminate finish - gray color

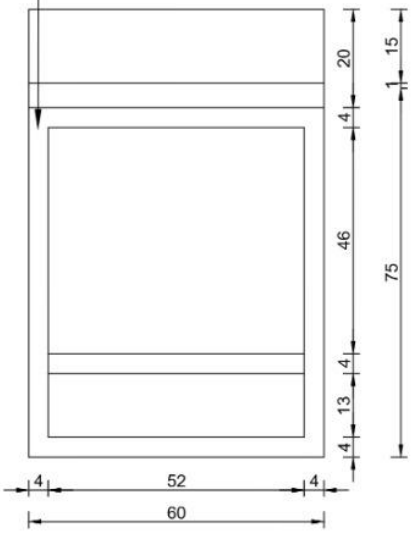

Exam table - Front elevation

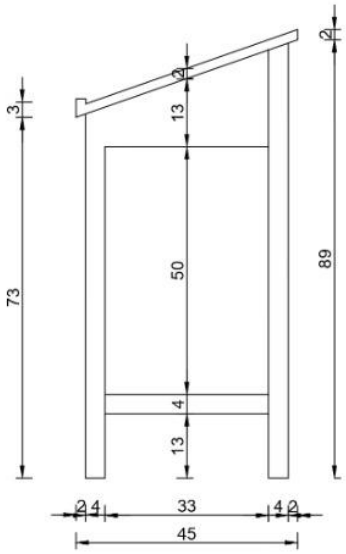

Exam table - Side elevation



Exam table

Note:

This drawing is the property of M/s. SANKALP ARCHITECTS KOCHI-20 and is not to be used or reproduced without permission.

Remarks:

Remarksbe read only and not to be scaled from the drawing

No	Date	Revision	No	Date	Prints issued to	By
1	XX-XX-XX	01	1	XX-XX-XX	PRINT1	BY1

Key Plan:

Project: INDIRA GANDHI COLLEGE OF NURSING AT THIRUVANIYOOR

Drg.Tile: FURNITURE DETAIL

Client: M/s COCHIN CO OPERATIVE HOSPITALS SOCIETY Ltd NO: E 288

Drawn By: PARVATHI

Job No: 0X

Architects: SANKALP ARCHITECTS XVIII/279-A, T.K.Shanmathuran Road, Maradu,682304

Checked: PRAMOD.P

Site Check:

Date : 16-11-26

Rev No: R0

Scale:

Drawing No.:

Sheet No: 01

NORTH

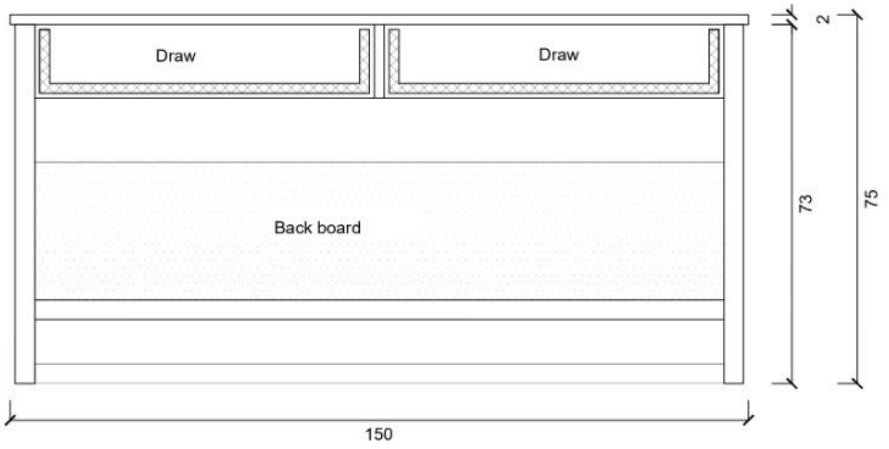

Class room table- Elevation Inside

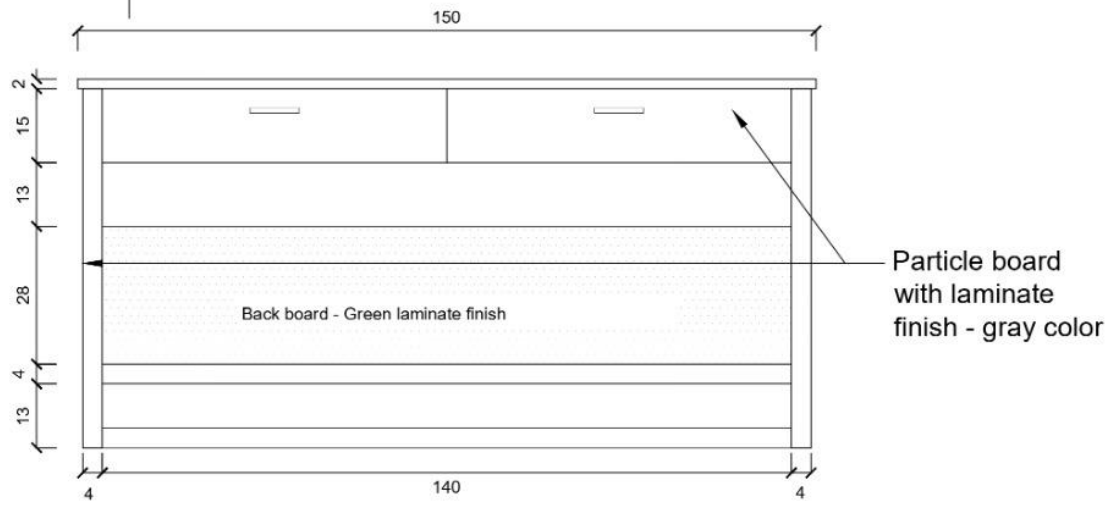

Class room table- Elevation



Class room table

Note: This drawing is the property of M/s. SANKALP ARCHITECTS KOCHI-20 and is not to be used or reproduced without permission.	No	Date	Revision	No	Date	Prints issued to	By	Key Plan:	Project: INDIRA GANDHI COLLEGE OF NURSING AT THIRUVANIYOOR
	1	XX-XX-XX	01	1	XX-XX-XX	PRINT1	BY1		Drg.Tile: FURNITURE DETAIL
Remarks: Remarksbe read only and not to be scaled from the drawing									Client: M/s COCHIN CO OPERATIVE HOSPITALS SOCIETY Ltd NO: E 288
									Drawn By: PARVATHI
									Job No: 0X
									Architects: SANKALP ARCHITECTS XVIII/279-A, T.K.Shanmathuran Road, Maradu,682304
									Checked: PRAMOD.P
									Site Check:
									Date : 16-11-26
									Rev No: R0
									Scale:
									Drawing No.:
									Sheet No: 01
									NORTH

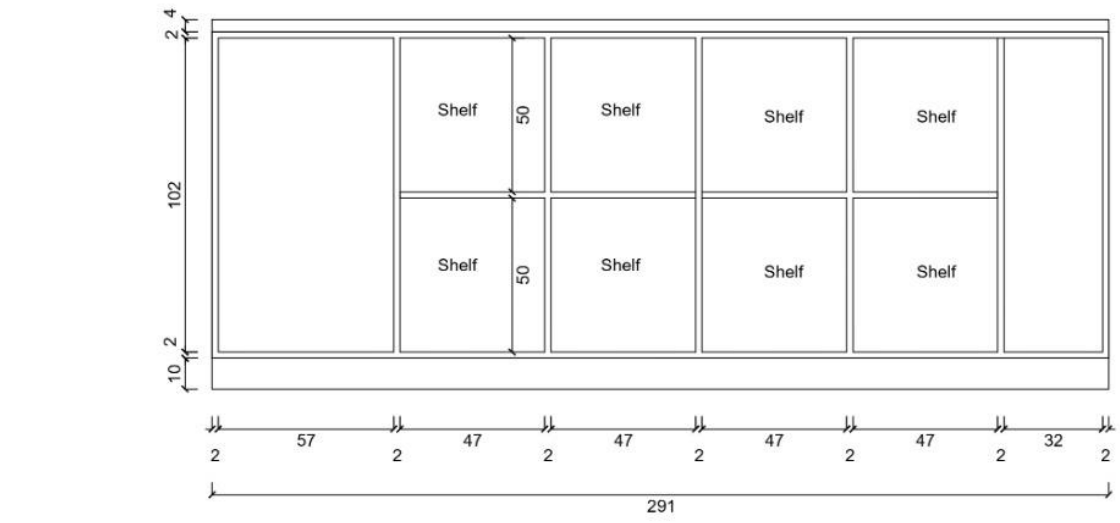

Shelf at staff office entry -Elevation B Inside

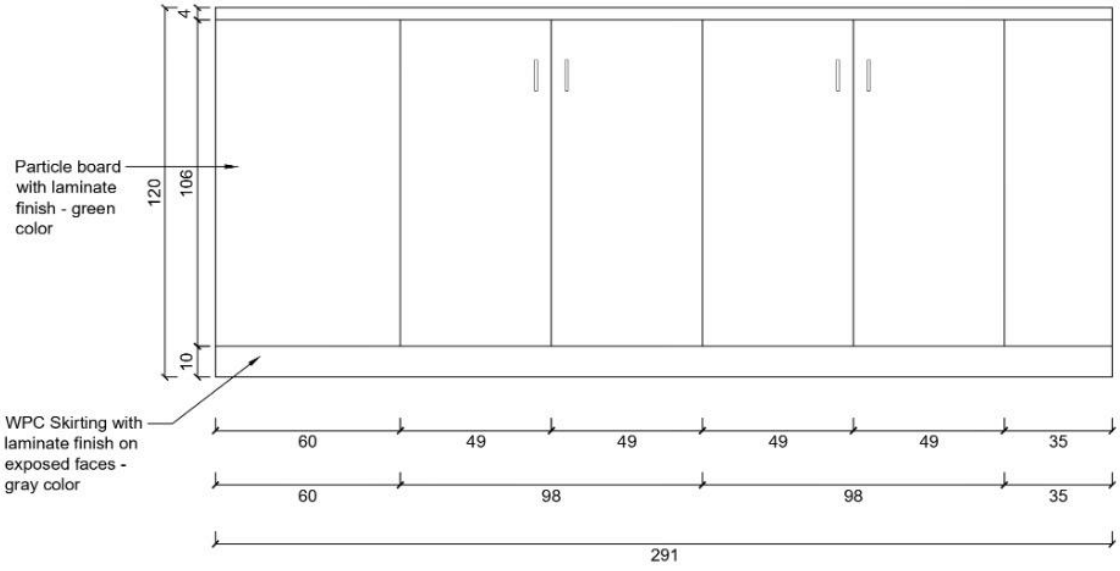

Shelf at staff office entry -Elevation B

Note:		No	Date	Revision	No	Date	Prints issued to	By	Key Plan:	Project:	Drg.Tile:
This drawing is the property of M/s. SANKALP ARCHITECTS KOCHI-20 and is not to be used or reproduced without permission.		1	XX-XX-XX	01	1	XX-XX-XX	PRINT1	BY1		INDIRA GANDHI COLLEGE OF NURSING AT THIRUVANIYOOR	FURNITURE DETAIL
Remarks:										Client: M/s COCHIN CO OPERATIVE HOSPITALS SOCIETY Ltd NO: E 288	Drawn By: PARVATHI / Job No: 0X
Remarksbe read only and not to be scaled from the drawing										Architects: SANKALP ARCHITECTS XVIII/279-A, T.K.Shanmathuran Road, Maradu,682304	Checked: PRAMOD.P / Site Check: / Date : 16-11-26 / Rev No: R0
											Scale: / Drawing No.: / Sheet No: 03 / NORTH

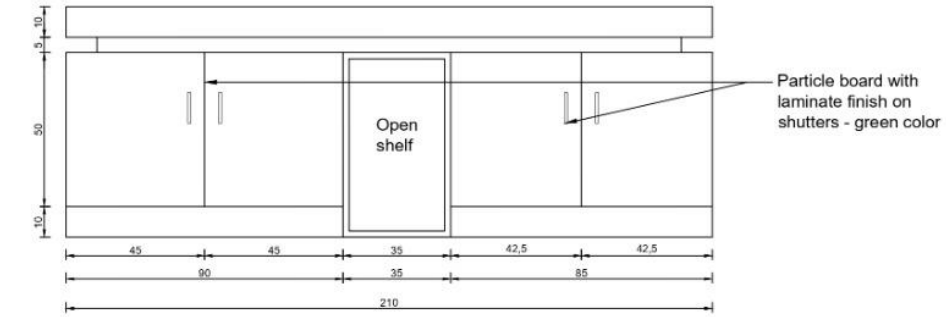

Staff office single table- Elevation B

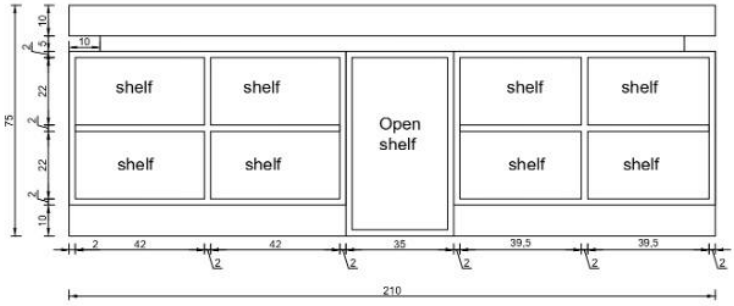

Staff office single table- Elevation B Inside

Note:		No	Date	Revision	No	Date	Prints issued to	By	Key Plan:	Project:	Drg.Tile:			
This drawing is the property of M/s. SANKALP ARCHITECTS KOCHI-20 and is not to be used or reproduced without permission.		1	XX-XX-XX	01	1	XX-XX-XX	PRINT1	BY1		INDIRA GANDHI COLLEGE OF NURSING AT THIRUVANIYOOR	FURNITURE DETAIL			
Remarks:										Client: M/s COCHIN CO OPERATIVE HOSPITALS SOCIETY Ltd NO: E 288	Drawn By: PARVATHI	Job No: 0X		
Remarksbe read only and not to be scaled from the drawing										Architects: SANKALP ARCHITECTS XVIII/279-A, T.K.Shanmathuran Road, Maradu,682304	Checked: PRAMOD.P	Site Check:	Date : 16-11-26	Rev No: R0
											Scale:	Drawing No.:	Sheet No: 02	NORTH

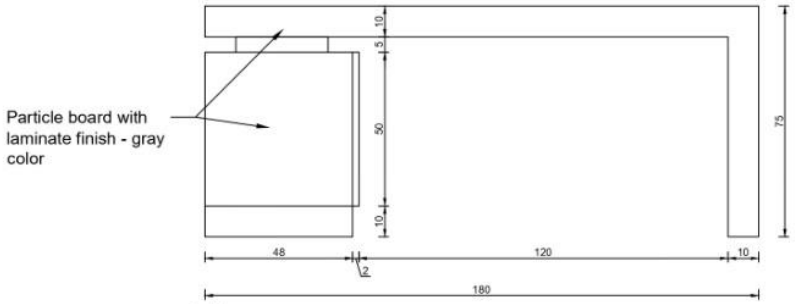

Staff office single table- Elevation A

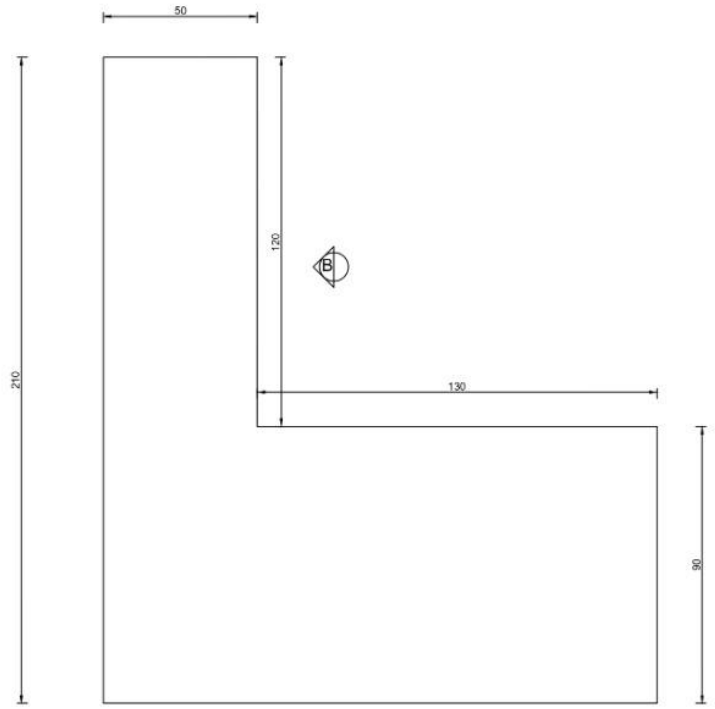

Staff office single table

Note:		No	Date	Revision	No	Date	Prints issued to	By	Key Plan:	Project:	Drg.Tile:
This drawing is the property of M/s. SANKALP ARCHITECTS KOCHI-20 and is not to be used or reproduced without permission.		1	XX-XX-XX	01	1	XX-XX-XX	PRINT1	BY1		INDIRA GANDHI COLLEGE OF NURSING AT THIRUVANIYOOR	FURNITURE DETAIL
Remarks:										Client: M/s COCHIN CO OPERATIVE HOSPITALS SOCIETY Ltd NO: E 288	Drawn By: PARVATHI / Job No: 0X
Remarksbe read only and not to be scaled from the drawing										Architects: SANKALP ARCHITECTS XVIII/279-A, T.K.Shanmathuran Road, Maradu,682304	Checked: PRAMOD.P / Site Check: / Date : 16-11-26 / Rev No: R0
											Scale: / Drawing No.: / Sheet No: 01 / NORTH

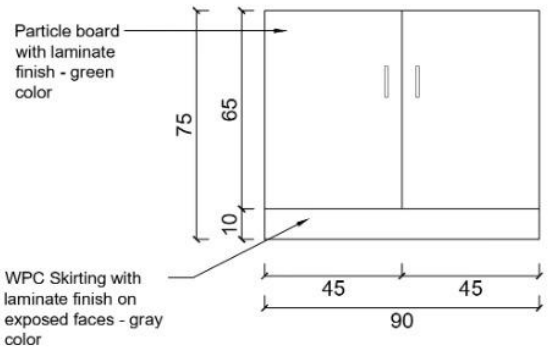

Shelf at classrooms side -Elevation

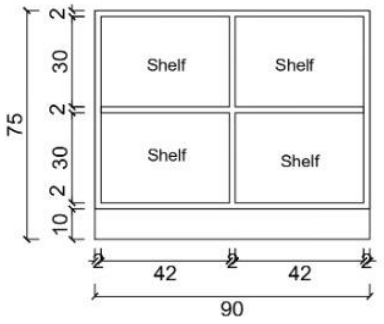

Shelf at classrooms side -Elevation Inside

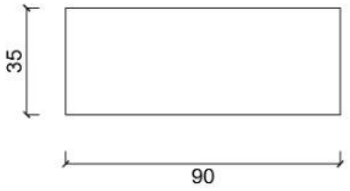

Shelf at classrooms side

Note: This drawing is the property of M/s. SANKALP ARCHITECTS KOCHI-20 and is not to be used or reproduced without permission.	No	Date	Revision	No	Date	Prints issued to	By	Key Plan:	Project: INDIRA GANDHI COLLEGE OF NURSING AT THIRUVANIYOOR
	1	XX-XX-XX	01	1	XX-XX-XX	PRINT1	BY1		Drg.Tile: FURNITURE DETAIL
Remarks: Remarksbe read only and not to be scaled from the drawing									Client: M/s COCHIN CO OPERATIVE HOSPITALS SOCIETY Ltd NO: E 288
									Drawn By: PARVATHI
									Job No: 0X
									Architects: SANKALP ARCHITECTS XVIII/279-A, T.K.Shanmathuran Road, Maradu,682304
									Checked: PRAMOD.P
									Site Check:
									Date : 16-11-26
									Rev No: R0
									Scale:
									Drawing No.:
									Sheet No: 03
									NORTH

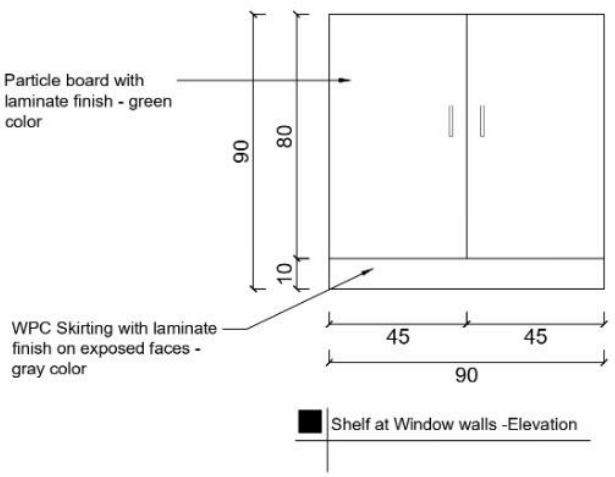

Shelf at Window walls -Elevation

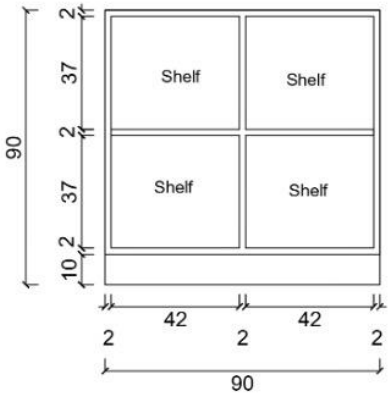

Shelf at Window walls -Elevation Inside

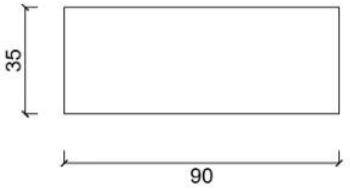

Shelf at Window walls

Note:

This drawing is the property of M/s. SANKALP ARCHITECTS KOCHI-20 and is not to be used or reproduced without permission.

Remarks:

Remarksbe read only and not to be scaled from the drawing

No	Date	Revision	No	Date	Prints issued to	By
1	XX-XX-XX	01	1	XX-XX-XX	PRINT1	BY1

Key Plan:

Project: INDIRA GANDHI COLLEGE OF NURSING AT THIRUVANIYOOR

Drg.Tile: FURNITURE DETAIL

Client: M/s COCHIN CO OPERATIVE HOSPITALS SOCIETY Ltd NO: E 288

Drawn By: PARVATHI

Job No: 0X

Architects: SANKALP ARCHITECTS XVIII/279-A, T.K.Shanmathuran Road, Maradu,682304

Checked: PRAMOD.P

Site Check:

Date : 16-11-26

Rev No: R0

Scale:

Drawing No.:

Sheet No: 03

NORTH



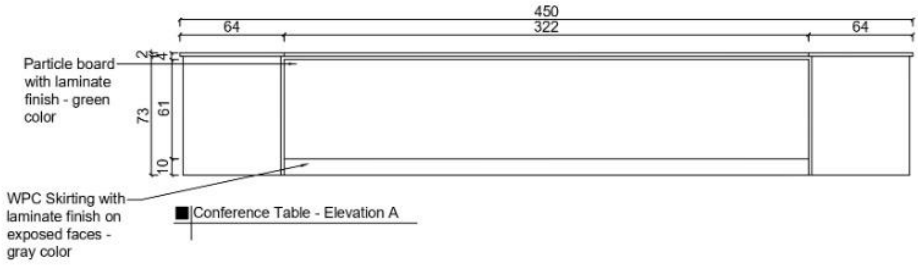

Note:	No	Date	Revision	No	Date	Prints issued to	By	Key Plan:	Project:	Drg.Tile:
This drawing is the property of M/s. SANKALP ARCHITECTS KOCHI-20 and is not to be used or reproduced without permission.	1	XX-XX-XX	01	1	XX-XX-XX	PRINT1	BY1		INDIRA GANDHI COLLEGE OF NURSING AT THIRUVANIYOOR	FURNITURE DETAIL
Remarks:									Client: M/s COCHIN CO OPERATIVE HOSPITALS SOCIETY Ltd NO: E 288	Drawn By: PARVATHI / Job No: 0X
Remarksbe read only and not to be scaled from the drawing									Architects: SANKALP ARCHITECTS XVIII/279-A, T.K.Shanmathuran Road, Maradu,682304	Checked: PP / Site Check: / Date : 16-11-26 / Rev No: 0 / Scale: / Drawing No.: / Sheet No: 02 / NORTH

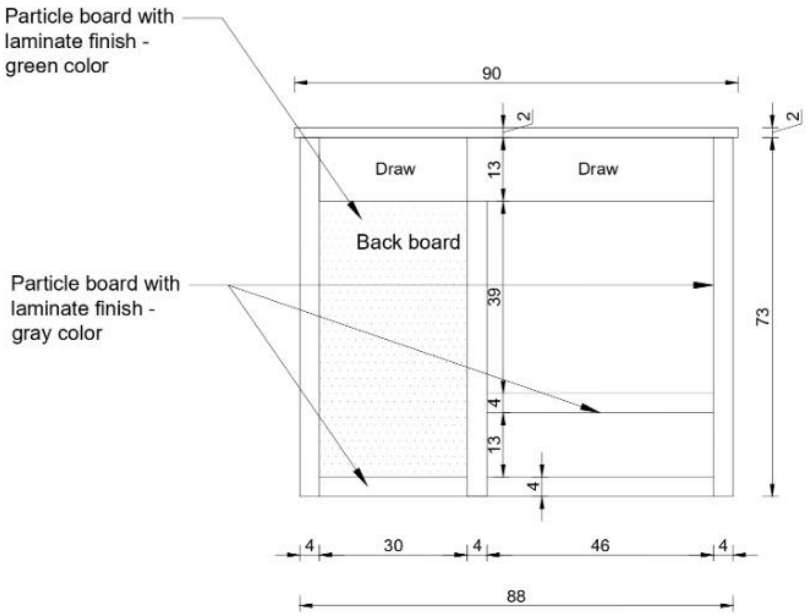

Computer table 2 - Front elevation



Computer room table 2

Note:

This drawing is the property of M/s. SANKALP ARCHITECTS KOCHI-20 and is not to be used or reproduced without permission.

Remarks:

Remarksbe read only and not to be scaled from the drawing

No	Date	Revision	No	Date	Prints issued to	By
1	XX-XX-XX	01	1	XX-XX-XX	PRINT1	BY1

Key Plan:

Project: INDIRA GANDHI COLLEGE OF NURSING AT THIRUVANIYOOR

Drg.Tile: FURNITURE DETAIL

Client: M/s COCHIN CO OPERATIVE HOSPITALS SOCIETY Ltd NO: E 288

Drawn By: PARVATHI

Job No: 0X

Architects: SANKALP ARCHITECTS XVIII/279-A, T.K.Shanmathuran Road, Maradu,682304

Checked: PRAMOD.P

Site Check:

Date : 16-11-26

Rev No: R0

Scale:

Drawing No:

Sheet No: 01

NORTH

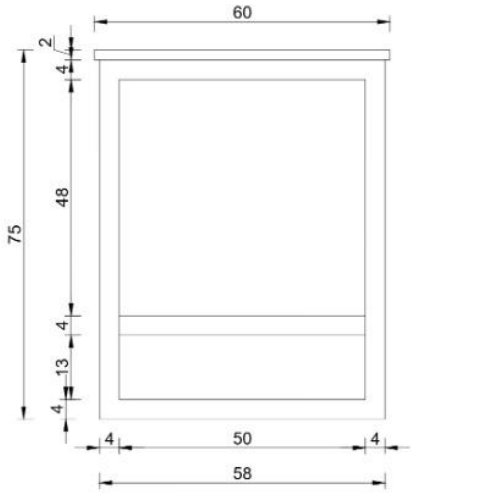

Computer room table-Side elevation 1



Computer room table - Side elevation 2

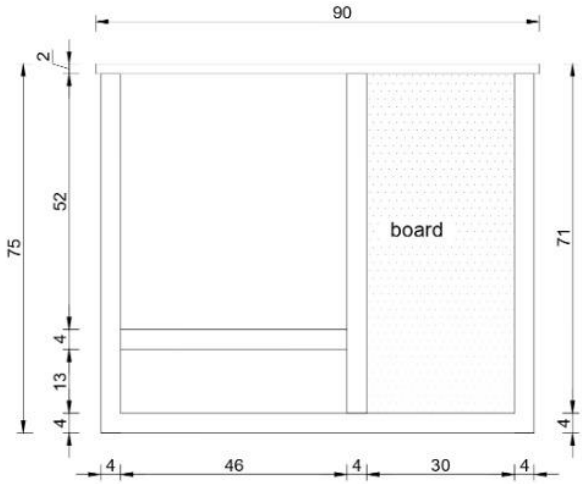

Computer room table - Back side elevation

Note:

This drawing is the property of M/s. SANKALP ARCHITECTS KOCHI-20 and is not to be used or reproduced without permission.

Remarks:

Remarksbe read only and not to be scaled from the drawing

No	Date	Revision	No	Date	Prints issued to	By
1	XX-XX-XX	01	1	XX-XX-XX	PRINT1	BY1

Key Plan:

Project: INDIRA GANDHI COLLEGE OF NURSING AT THIRUVANIYOOR

Drg.Tile: FURNITURE DETAIL

Client: M/s COCHIN CO OPERATIVE HOSPITALS SOCIETY Ltd NO: E 288

Drawn By: PARVATHI

Job No: 0X

Architects: SANKALP ARCHITECTS XVIII/279-A, T.K.Shanmathuran Road, Maradu,682304

Checked: PRAMOD.P

Site Check:

Date : 16-11-26

Rev No: R0

Scale:

Drawing No:

Sheet No: 02

NORTH

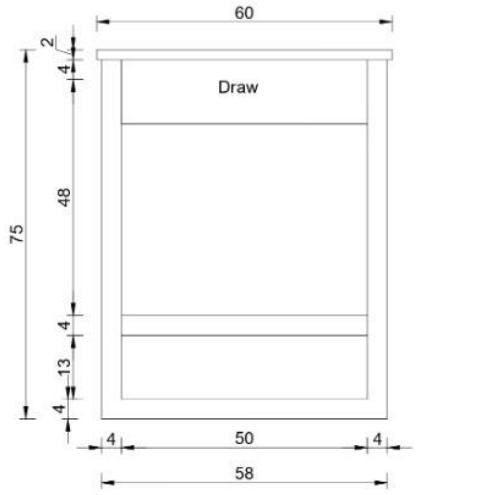

Computer room table 2 -Side elevation 1

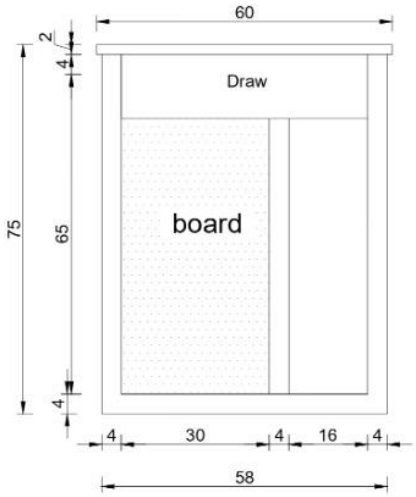

Computer room table 2 - Side elevation 2

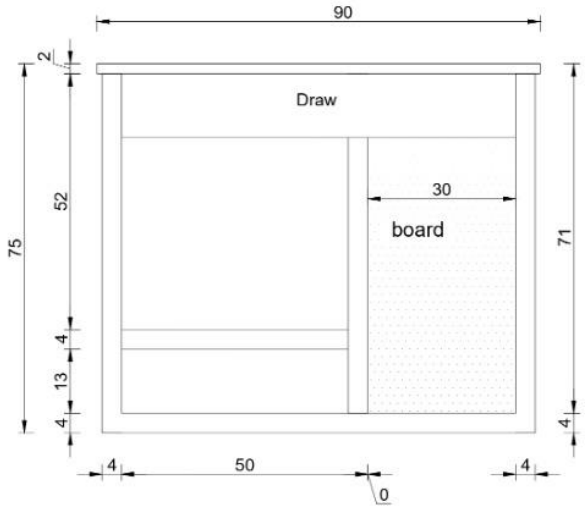

Computer room table 2 - Back side elevation

Note:

This drawing is the property of M/s. SANKALP ARCHITECTS KOCHI-20 and is not to be used or reproduced without permission.

Remarks:

Remarksbe read only and not to be scaled from the drawing

No	Date	Revision	No	Date	Prints issued to	By
1	XX-XX-XX	01	1	XX-XX-XX	PRINT1	BY1

Key Plan:

Project: INDIRA GANDHI COLLEGE OF NURSING AT THIRUVANIYOOR

Drg.Tile: FURNITURE DETAIL

Client: M/s COCHIN CO OPERATIVE HOSPITALS SOCIETY Ltd NO: E 288

Drawn By: PARVATHI

Job No: 0X

Architects: SANKALP ARCHITECTS XVIII/279-A, T.K.Shanmathuran Road, Maradu,682304

Checked: PRAMOD.P

Site Check:

Date : 16-11-26

Rev No: R0

Scale:

Drawing No:

Sheet No: 02

NORTH

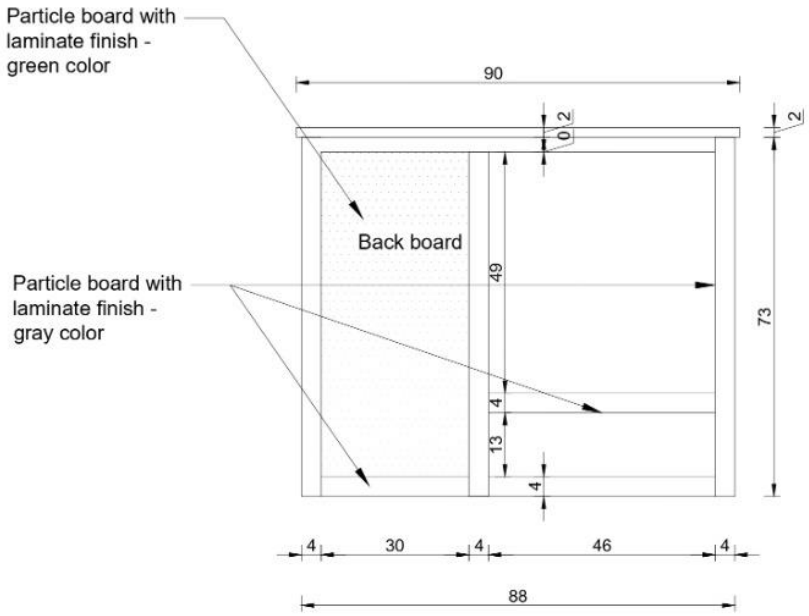

Computer table - Front elevation



Computer room table

Note:		No	Date	Revision	No	Date	Prints issued to	By	Key Plan:	Project: INDIRA GANDHI COLLEGE OF NURSING AT THIRUVANIYOOR	Drg.Tile: FURNITURE DETAIL			
This drawing is the property of M/s. SANKALP ARCHITECTS KOCHI-20 and is not to be used or reproduced without permission.		1	XX-XX-XX	01	1	XX-XX-XX	PRINT1	BY1		Client: M/s COCHIN CO OPERATIVE HOSPITALS SOCIETY Ltd NO: E 288	Drawn By: PARVATHI	Job No: 0X		
Remarks:										Architects: SANKALP ARCHITECTS XVIII/279-A, T.K.Shanmathuran Road, Maradu,682304	Checked: PRAMOD.P	Site Check:	Date : 16-11-26	Rev No: R0
Remarksbe read only and not to be scaled from the drawing											Scale:	Drawing No:	Sheet No: 01	NORTH



Note:		No	Date	Revision	No	Date	Prints issued to	By	Key Plan:	Project:	Drg.Tile:			
This drawing is the property of M/s. SANKALP ARCHITECTS KOCHI-20 and is not to be used or reproduced without permission.		1	XX-XX-XX	01	1	XX-XX-XX	PRINT1	BY1		INDIRA GANDHI COLLEGE OF NURSING AT THIRUVANIYOOR	FURNITURE DETAIL			
Remarks:										Client: M/s COCHIN CO OPERATIVE HOSPITALS SOCIETY Ltd NO: E 288	Drawn By: PARVATHI	Job No: 0X		
Remarksbe read only and not to be scaled from the drawing										Architects: SANKALP ARCHITECTS XVIII/279-A, T.K.Shanmathuran Road, Maradu,682304	Checked: PP	Site Check:	Date : 16-11-26	Rev No: 0
											Scale:	Drawing No:	Sheet No: 01	NORTH



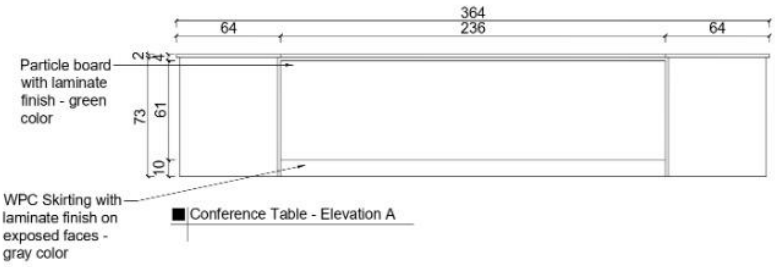

Note: This drawing is the property of M/s. SANKALP ARCHITECTS KOCHI-20 and is not to be used or reproduced without permission.	No	Date	Revision	No	Date	Prints issued to	By	Key Plan:	Project: INDIRA GANDHI COLLEGE OF NURSING AT THIRUVANIYOOR
	1	XX-XX-XX	01	1	XX-XX-XX	PRINT1	BY1		Drg.Tile: FURNITURE DETAIL
Remarks: Remarksbe read only and not to be scaled from the drawing									Client: M/s COCHIN CO OPERATIVE HOSPITALS SOCIETY Ltd NO: E 288
									Drawn By: PARVATHI
									Job No: 0X
									Architects: SANKALP ARCHITECTS XVIII/279-A, T.K.Shanmathuran Road, Maradu,682304
									Checked: PP
									Site Check:
									Date : 16-11-26
									Rev No: 0
									Scale:
									Drawing No:
									Sheet No: 02
									NORTH

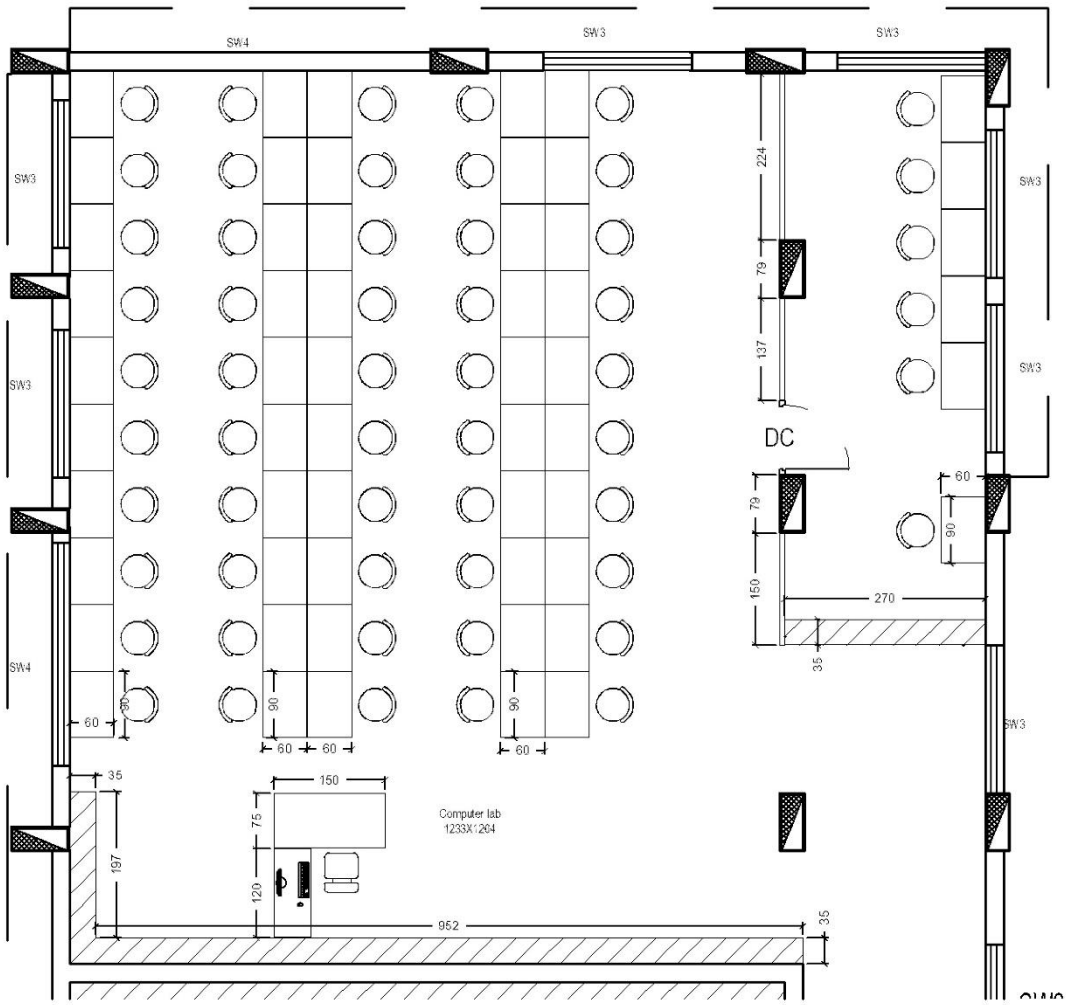

Note:		No	Date	Revision	No	Date	Prints issued to	By	Key Plan:	Project:	Drg.Tile:			
This drawing is the property of M/s. SANKALP ARCHITECTS KOCHI-20 and is not to be used or reproduced without permission.		1	XX-XX-XX	01	1	XX-XX-XX	PRINT1	BY1		INDIRA GANDHI COLLEGE OF NURSING AT THIRUVANIYOOR	LAYOUT- COMPUTER LAB			
Remarks:										Client: M/s COCHIN CO OPERATIVE HOSPITALS SOCIETY Ltd NO: E 288	Drawn By: PARVATHI	Job No:		
Remarksbe read only and not to be scaled from the drawing										Architects: SANKALP ARCHITECTS XVIII/279-A, T.K.Shanmathuran Road, Maradu.682304	Checked: PRAMOD.P	Site Check:	Date: 18-11-26	Rev No: R0
											Scale:	Drawing No:	Sheet No: 01	NORTH

10. BILL OF QUANTITIES

Supply, Fabrication and Installation of Interior Furniture, Fixtures and Fitments at Indira Gandhi College of Nursing, Thiruvaniyur, Ernakulam District					
		Date		Tender No:	
BILL OF QUANTITIES					
SL NO	ITEM OF WORK	QUANITY	UNIT	RATE	AMOUNT
1	Shelves - Depth 35cms				
	Design, manufacture, supply and installation of shelf/storage unit of specified dimensions, constructed with 18 mm thick double-sided pre-laminated HMR particle board for carcass, internal shelves and shutters, wherever provided, and 8 mm thick double-sided pre-laminated HMR particle board for back panels. 18 mm thick WPC board shall be used for skirting. Exposed edges shall be finished with 2 mm thick matching PVC edge banding. Shutters and other designated surfaces shall receive decorative Laminate finish as per the approved colour and material schedule, including suitable balancing on the reverse face. Provide SS304 concealed soft-close hinges, SS304 handles, SS-finish cabinet locks, SS304 adjustable shelf supports wherever required, confirmat screws and all necessary connectors and accessories. Complete with fabrication, assembly, transportation, fixing, alignment and installation, as per approved drawings and technical specifications.				
	Shelves- 35cm depth				
	Shelf 1 - 90cmx240cm	679.00	sqm		
	Shelf 2 - 90cmx90cm	40.00	sqm		
	Shelf 3 - 90cmx75cm	4.00	sqm		
	Shelf 4 - 250cmx120cm	6.00	sqm		

2	Tables with storage				
	Design, manufacture, supply and installation of table of specified dimensions, constructed with 18 mm thick double-sided pre-laminated HMR particle board for tabletop, side supports and tabletop reinforcement, 8 mm thick double-sided pre-laminated HMR particle board for front panels, 18 mm thick double-sided pre-laminated HMR particle board for drawers, 12 mm thick double-sided pre-laminated HMR particle board for drawer sides and backs, and 8 mm thick double-sided pre-laminated HMR particle board for drawer bottoms. Tabletop shall receive decorative Laminate finish as per approved colour and material schedule, with suitable balancing on the reverse face. Storage-unit shutters, drawer fronts and exposed front panels shall also receive decorative Laminate finish wherever indicated in the drawings. All exposed edges shall be finished with 2 mm thick matching PVC edge banding. Provide SS304 soft-close concealed hinges wherever hinged shutters are provided, full-extension telescopic ball-bearing drawer channels without soft-close, individual drawer locks for every drawer, and shutters ,SS304 D-type drawer handles, SS304 L-shaped corner brackets, SS304 cable grommets wherever required, confirmat screws and all necessary connectors and accessories. Complete with fabrication, assembly, transportation, fixing, alignment and installation, as per approved drawings and technical specifications.				
	TABLE (110X75CM)	0.83	sqm		
	STAFF OFFICE TABLE (180X90CM)	1.35	sqm		
	DEPT.TABLE (150X65CM)	1.13	sqm		
	TABLE (120X75CM)	0.90	sqm		
	RECORD ROOM TABLE	1.88	sqm		
	COMPUTER LAB TABLE(90x 75CM)	4.05	sqm		

3	Tables without storage				
	Design, manufacture, supply and installation of table without storage unit, of specified dimensions, constructed with 18 mm thick double-sided pre-laminated HMR particle board for tabletop, side supports and tabletop reinforcement, and 8 mm thick double-sided pre-laminated HMR particle board for front/modesty panel wherever indicated in the drawings. Tabletop shall receive decorative HPL finish as per approved colour and material schedule, with suitable balancing on the reverse face. All exposed edges shall be finished with 2 mm thick matching PVC edge banding. Provide SS304 L-shaped corner brackets, SS304 cable grommets wherever indicated, confirmat screws and all necessary connectors and accessories. Complete with fabrication, assembly, transportation, fixing, alignment and installation, as per approved drawings and technical specifications.				
	CLASS ROOM TABLE (150X75CM)	1.13	sqm		
	EXAM HALL TABLE (45X60CM)	0.45	sqm		
	DINING TABLE	1.13	sqm		
	COMPUTER LAB TABLE(90x 75CM)	35.00	sqm		
4	TV Unit				
	Design, manufacture, supply and installation of TV unit of specified dimensions, constructed with 18 mm thick double-sided pre-laminated HMR particle board for carcass, shelves and shutters, wherever provided, and 8 mm thick double-sided pre-laminated HMR particle board for back panels. 18 mm thick WPC board shall be used for skirting wherever indicated in the drawings. Shutters and designated exposed surfaces shall receive decorative HPL finish as per the approved colour and material schedule, including suitable balancing on the reverse face. All exposed edges shall be finished with 2 mm thick matching PVC edge banding. Provide SS304 concealed soft-close hinges, SS304 handles, SS-finish cabinet locks, SS304 adjustable shelf supports wherever required, SS304 cable grommets and heavy-duty SS304 wall brackets wherever indicated, along with confirmat screws and all necessary connectors and accessories. Complete with fabrication, assembly, transportation, fixing, alignment and installation, as per approved drawings and technical specifications.				
	PRINCIPAL ROOM TV SHELF	10.10	sqm		
	DIRECTOR'S CABIN TV UNIT	8.63	sqm		

5	Side Tables				
	Design, manufacture, supply and installation of side table of specified dimensions, constructed with 18 mm thick double-sided pre-laminated HMR particle board for tabletop, side panels, bottom panel and internal shelves, wherever provided, and 8 mm thick double-sided pre-laminated HMR particle board for back panel, wherever required. Tabletop shall receive decorative HPL finish as per the approved colour and material schedule, with suitable balancing on the reverse face. All exposed edges shall be finished with 2 mm thick matching PVC edge banding. Where shutters or drawers are provided, shutters shall receive decorative HPL finish wherever indicated, with SS304 concealed soft-close hinges, SS-finish cabinet locks, full-extension telescopic ball-bearing drawer channels without soft-close, individual drawer locks and SS304 D-type handles, as applicable. Provide suitable confirmat screws, connectors and all necessary accessories. Complete with fabrication, assembly, transportation, fixing, alignment and installation, as per approved drawings and technical specifications.				
	DEPT TABLE SIDE (90X50CM)	0.93	sqm		
	STAFF OFFICE SIDE (210X50CM)	1.26	sqm		

6	Storage units with WPC				
	Design, manufacture, supply and installation of shelf/storage unit for toilet and wash-counter applications, of specified dimensions, constructed entirely with 18 mm thick solid, single-extruded WPC boards of minimum density 700 kg/m³ for carcass, side panels, top and bottom panels, internal shelves and shutters, wherever provided. The WPC boards shall have minimum screw-withdrawal strength of 1,800 N (face) and 900 N (edge). All exposed surfaces shall receive the specified decorative laminate finish, with suitable edge finishing with 2 mm thick matching PVC edge banding and sealing of joints to prevent moisture ingress. Shutters, wherever provided, shall be fitted with SS304 concealed soft-close hinges, fixed using full-thread SS screws in conjunction with a suitable WPC-compatible cyanoacrylate-based adhesive fixing system, in accordance with the board and adhesive manufacturers' recommendations. Provide SS304 handles, SS-finish cabinet locks, suitable WPC-compatible furniture connectors and corrosion-resistant fasteners. Complete with fabrication, assembly, transportation, fixing, alignment and installation, as per approved drawings and technical specifications.				
	JANITORIAL CABINET	2.16	sqm		

7	Conference Table				
	Design, manufacture, supply and installation of conference table of specified dimensions and configuration, constructed with 18 mm thick double-sided pre-laminated HMR particle board for tabletop, side supports and tabletop reinforcement, and 8 mm thick double-sided pre-laminated HMR particle board for modesty/front panels wherever indicated in the drawings. The tabletop shall receive decorative HPL finish as per the approved colour and material schedule, with suitable balancing on the reverse face. All exposed edges shall be finished with 2 mm thick matching PVC edge banding. Provide SS304 cable grommets at locations indicated in the drawings, SS304 L-shaped corner brackets, suitable table connectors and confirmat screws, along with all necessary accessories and fittings. Complete with fabrication, assembly, transportation, fixing, alignment and installation, as per approved drawings and technical specifications.				
	CONFERENCE TABLE	13.28	sqm		
8	WPC Storage Units Below RCC Counter Slabs				
	Design, manufacture, supply and installation of storage units below RCC counter slabs, of specified dimensions and configurations, constructed entirely with 18 mm thick solid, single-extruded WPC boards of minimum density 650 kg/m³ for carcass, side panels, bottom panels, internal shelves and shutters, wherever provided. The WPC boards shall have minimum screw-withdrawal strength of 1,800 N (face) and 900 N (edge). Back panels, wherever required, shall be of suitable WPC board thickness as indicated in the approved drawings. All exposed surfaces shall have the specified decorative finish, with properly finished edges and sealed joints to prevent moisture ingress. Shutters shall be fitted with SS304 concealed soft-close hinges, secured using full-thread SS screws with a suitable WPC-compatible adhesive-assisted fixing system, in accordance with the board and adhesive manufacturers' recommendations. Provide SS304 handles, SS-finish cabinet locks, adjustable shelf supports wherever required, suitable WPC-compatible connectors and corrosion-resistant fasteners. The units shall be accurately fitted below the RCC counter slab, with suitable provision for plumbing and other service clearances wherever indicated in the drawings. Complete with fabrication, assembly, transportation, fixing, alignment and installation, as per approved drawings and technical specifications.				
	BOTTOM SHELF	38.00	sqm		

9	WPC Wash counter Units Below RCC Counter Slabs				
	Design, manufacture, supply and installation of storage units below RCC counter slabs, of specified dimensions and configurations, constructed entirely with 18 mm thick solid, single-extruded WPC boards of minimum density 650 kg/m³ for carcass, side panels, bottom panels, internal shelves and shutters, wherever provided. The WPC boards shall have minimum screw-withdrawal strength of 1,800 N (face) and 900 N (edge). Back panels, wherever required, shall be of suitable WPC board thickness as indicated in the approved drawings. All exposed surfaces shall have the specified decorative finish, with properly finished edges and sealed joints to prevent moisture ingress. Shutters shall be fitted with SS304 concealed soft-close hinges, secured using full-thread SS screws with a suitable WPC-compatible adhesive-assisted fixing system, in accordance with the board and adhesive manufacturers' recommendations. Provide SS304 handles, SS-finish cabinet locks, adjustable shelf supports wherever required, suitable WPC-compatible connectors and corrosion-resistant fasteners. The units shall be accurately fitted below the RCC counter slab, with suitable provision for plumbing and other service clearances wherever indicated in the drawings. Complete with fabrication, assembly, transportation, fixing, alignment and installation, as per approved drawings and technical specifications.				
	WASH UNIT (75X65CM)	0.56	sqm		

10	Partition walls				
	Design, manufacture, supply and installation of modular partition walls of maximum 2400 mm height, comprising a lower opaque panel of 18 mm thick double-sided pre-laminated HMR particle board with decorative HPL finish in approved colours and textures, and an upper portion of 10 mm thick clear toughened safety glass, approximately 900 mm and 1500 mm high respectively, as indicated in the approved drawings. Provide suitable metal supporting framework, securely anchored to the floor and adjoining walls, with corrosion-resistant finish, glazing channels, gaskets, setting blocks, matching 2 mm PVC/ABS edge banding to exposed board edges, necessary connectors, brackets and fixing accessories. Include acoustic mineral wool infill within the opaque portion wherever indicated, and suitable manifestation markings on glass panels. Complete with fabrication, transportation, installation, alignment and finishing, as per approved drawings and technical specifications.				
	Partition walls	76.00	sqm		
			TOTAL AMOUNT In Figures	Rs	
		TOTAL GST AMOUNT	In Figures	Rs	
		GRAND TOTAL AMOUNT	In Figures	Rs	
GRAND TOTAL AMOUNT In Words, Rupees:					

Date:

Signature of the Contractor

Name of the Contractor